











AUS National Clubs 2019 Gold Coast, 12-14 Sep 2019
Double mini-trampoline – Junior U22 DMT Male – Final

					S1	S2	L	E	D	Total	Score
1.	ALEX	Luyckx	 Cheltenham Youth Club	2002	13	13	0	27.4	7.6	35.000	69.700
					10	9	3	27.8	7.2	-0.3 → 34.700	
2.	JUSTIN	Fokes	 Sydney Gymnastics Centre	2000	6	8	3	28.3	6.4	34.700	69.000
					7	7	3	28.3	6.0	34.300	
3.	EDDY	Rand	 Kingborough Gymsports	2000	9	9	3	27.9	6.4	-0.3 →	68.700
					9	11	6	27.4	7.6	34.000 -0.3 → 34.700	
4.	AVI	Margolis	 High Flyers Trampoline & Gymnastics Academy	2002	10	9	6	27.5	6.4	33.900	67.400
					5	7	4	28.4	6.0	-0.9 → 33.500	
5.	EDWARD	Clark-Enslow	 Redcliffe PCYC	2002	6	9	3	28.2	5.6	-0.9 →	66.000
					7	10	3	28.0	6.0	32.900 -0.9 → 33.100	
6.	BRENDAN	Carroll	 Sydney Gymnastics Centre	1999	12	4	0	28.4	3.4	-0.9 →	64.100
					11	8	1	28.0	5.2	30.900 33.200	
7.	THOMAS	Clough	 Robertson Gymnastics	1998	9	15	7	26.9	2.0	-0.3 →	63.100
					6	8	0	28.6	6.8	28.600 -0.9 → 34.500	
8.	ADRIAN	Gaunt	 Altitude Gym Sports	2000	9	13	9	26.9	5.6	-1.5 →	62.700
					9	9	4	27.8	4.8	31.000 -0.9 → 31.700	

Generated by sporttech.io official scoring system at **Aug 27, 2019 2:12:59 PM**. Live results at www.sporttech.io/explore.





AUS National Clubs 2019 Gold Coast, 12-14 Sep 2019
Double mini-trampoline – Junior U22 DMT Male – Qualification

					S1	S2	L	E	D	Total	Score
1.	JUSTIN	Fokes	Sydney Gymnastics Centre	2000	7 11	7 8	6 6	28.0 27.5	7.2 6.8	35.200 34.300	69.500
2.	ALEX	Luyckx	Cheltenham Youth Club	2002	10 5	9 9	3 3	27.8 28.3	7.2 7.2	-0.3 → 34.700 -0.9 → 34.600	69.300
3.	EDWARD	Clark- Enslow	Redcliffe PCYC	2002	6 6	7 11	5 5	28.2 27.8	6.9 6.4	35.100 -0.3 → 33.900	69.000
4.	AVI	Margolis	High Flyers Trampoline & Gymnastics Academy	2002	5 9	10 9	4 3	28.1 27.9	6.8 7.2	-0.9 → 34.000 -0.9 → 34.200	68.200
5.	BRENDAN	Carroll	Sydney Gymnastics Centre	1999	9 8	9 6	3 0	27.9 28.6	5.6 6.0	33.500 34.600	68.100
6.	EDDY	Rand	Kingborough Gymsports	2000	7 9	7 9	8 4	27.8 27.8	6.0 7.2	-0.9 → 32.900 -0.3 → 34.700	67.600
7.	ADRIAN	Gaunt	Altitude Gym Sports	2000	11 12	14 10	6 6	26.9 27.2	6.8 6.4	-1.5 → 32.200 -1.2 → 32.400	64.600
8.	THOMAS	Clough	Robertson Gymnastics	1998	12 9			19.8 27.3	3.6 6.0	23.400 33.300	56.700
9.	CALLUM	Evans	Cheltenham Youth Club	2002	12 11		3	19.8 27.3	2.8 5.6	22.600 -0.9 → 32.000	54.600
10.	RAFFAEL	Wullschleger	Robertson Gymnastics	1999	12 13		6	19.8 27.0	3.2 5.2	23.000 -0.9 → 31.300	54.300
11.	BENJAMIN	Carroll	Altitude Gym Sports	2001	8 12		9	20.2 27.1	2.8 3.8	23.000 30.900	53.900
12.	JARRAD	Macdonald	High Flyers Trampoline & Gymnastics Academy	2001	10	11	4	27.5	6.0	-0.9 → 32.600 0	32.600
13.	ALEXANDER	Mitrovic	Cheltenham Youth Club	2002	11			19.9	2.8	22.700 ∅	22.700
14.	ETHAN	Mcguinness	Kachan School of Tumbling & Performance	2001						DNS DNS	0

Generated by sporttech.io official scoring system at Aug 27, 2019 11:12:34 AM. Live results at www.sporttech.io/explore.

