







MAG National Clubs 2018 Div A,B,M Day 1

Meet Results

Sep 30 - Oct 5, 2018

Men / M
Session: 10M
Judge's Signatures







| Rank | Num | Name | Gym | Diff |  |  |  |  |  |  | AA |
|------|-----|------------------|---------------------|----------------------|---|---|---|---|---|---|----|
| 1 | 270 | Philippe RIZZO | Australian Academy | Diff: 4.100 | 3.800 | 3.300 | 3.500 | 3.400 | 3.800 | | |
| | | | | Exec: 9.450 | 9.150 | 9.150 | 8.850 | 9.300 | 9.150 | | |
| | | | | ND: | | | | | | | |
| | | | | Final: 13.550 | 12.950 | 12.450 | 12.350 | 12.700 | 12.950 | 76.950 | |
| | | | | Place: 2 | 1T | 5 | 7T | 6 | 1 | 1 | |
| 2 | 269 | Saul ARENA | Australian Academy | Diff: 4.000 | 3.500 | 3.900 | 2.500 | 4.100 | 3.500 | | |
| | | | | Exec: 9.100 | 9.450 | 9.300 | 7.850 | 8.850 | 9.300 | | |
| | | | | ND: | | | | | | | |
| | | | | Final: 13.100 | 12.950 | 13.200 | 10.350 | 12.950 | 12.800 | 75.350 | |
| | | | | Place: 6 | 1T | 1* | 25T | 1 | 2 | 2 | |
| 3 | 464 | Mitchell SKIPPEN | Shire Gymnastics | Diff: 4.300 | 3.800 | 3.900 | 3.500 | 3.800 | 3.400 | | |
| | | | | Exec: 9.400 | 8.050 | 8.150 | 9.100 | 8.950 | 8.300 | | |
| | | | | ND: | | | | | | | |
| | | | | Final: 13.700 | 11.850 | 12.050 | 12.600 | 12.750 | 11.700 | 74.650 | |
| | | | | Place: 1 | 5 | 7 | 6 | 5 | 7 | 3 | |
| 4 | 715 | Riccardo MATURO | Shire Gymnastics | Diff: 4.100 | 3.100 | 3.600 | 3.500 | 3.600 | 3.400 | | |
| | | | | Exec: 8.100 | 8.800 | 9.050 | 9.150 | 9.250 | 8.800 | | |
| | | | | ND: | | | | | | | |
| | | | | Final: 12.200 | 11.900 | 12.650 | 12.650 | 12.850 | 12.200 | 74.450 | |
| | | | | Place: 14T | 4 | 3 | 5 | 2 | 5 | 4 | |
| 5 | 358 | Elliott STITT | Brisbane Grammar | Diff: 4.000 | 3.000 | 3.800 | 3.500 | 3.200 | 2.500 | | |
| | | | | Exec: 8.850 | 8.950 | 8.800 | 9.300 | 9.600 | 8.700 | | |
| | | | | ND: | | | | | | | |
| | | | | Final: 12.850 | 11.950 | 12.600 | 12.800 | 12.800 | 11.200 | 74.200 | |
| | | | | Place: 10 | 3 | 4 | 3 | 3T | 13 | 5 | |
| 6 | 461 | Rhys KEIRLE | Manly Warringah Gym | Diff: 4.200 | 2.500 | 3.000 | 1.600 | 3.000 | 2.100 | | |
| | | | | Exec: 8.950 | 9.150 | 8.750 | 9.450 | 8.600 | 9.150 | | |
| | | | | ND: | | | | | | | |
| | | | | Final: 13.150 | 11.650 | 11.750 | 11.050 | 11.600 | 11.250 | 70.450 | |
| | | | | Place: 5 | 7T | 8 | 14 | 13 | 12 | 6 | |
| 7 | 570 | Rodrigo CARON | Manly Warringah Gym | Diff: 3.700 | 2.600 | 2.400 | 1.600 | 3.300 | 2.100 | | |
| | | | | Exec: 9.300 | 9.050 | 9.200 | 8.700 | 8.950 | 9.300 | | |
| | | | | ND: | | | | | | | |
| | | | | Final: 13.000 | 11.650 | 11.600 | 10.300 | 12.250 | 11.400 | 70.200 | |
| | | | | Place: 8 | 7T | 9 | 28 | 8 | 11 | 7 | |
| 8 | 359 | Curtis HOOPER | Brisbane Grammar | Diff: 3.500 | 2.800 | 3.500 | 2.500 | 3.600 | 2.100 | | |
| | | | | Exec: 8.300 | 8.950 | 7.800 | 8.900 | 8.750 | 9.450 | | |
| | | | | ND: -0.100 | | | | | | | |
| | | | | Final: 11.700 | 11.750 | 11.300 | 11.400 | 12.350 | 11.550 | 70.050 | |
| | | | | Place: 21 | 6 | 10 | 11 | 7 | 10 | 8 | |
| 9 | 463 | Antoine RIZZO | Australian Academy | Diff: 3.400 | 2.700 | 2.300 | 2.500 | 2.600 | 2.700 | | |
| | | | | Exec: 8.800 | 8.650 | 8.800 | 8.850 | 7.500 | 8.900 | | |
| | | | | ND: | | | | | | | |
| | | | | Final: 12.200 | 11.350 | 11.100 | 11.350 | 10.100 | 11.600 | 67.700 | |
| | | | | Place: 14T | 9 | 12 | 12 | 23 | 9 | 9 | |
| 10 | 268 | Ilaria CABRAS | Australian Academy | Diff: 3.400 | 1.400 | 1.300 | 2.500 | 2.000 | 2.500 | | |
| | | | | Exec: 8.750 | 8.500 | 8.900 | 9.250 | 8.650 | 9.400 | | |
| | | | | ND: -1.500 | | | | | | | |
| | | | | Final: 12.150 | 8.400 | 10.200 | 11.750 | 10.650 | 11.900 | 65.050 | |
| | | | | Place: 16T | 16 | 17T | 9 | 18T | 6 | 10 | |

MAG National Clubs 2018 Div A,B,M Day 1

Meet Results

Men / M
Session: 10M

Sep 30 - Oct 5, 2018







| Rank | Num | Name | Gym | Diff |  |  |  |  |  |  | AA |
|------|-----|---------------------|---------------------|---------------|---|---|---|---|---|---|--------|
| 11 | 231 | Dylan JONES | Albany Creek Gym | Diff: 3.100 | 3.000 | 2.100 | 1.700 | 2.000 | 2.400 | | |
| | | | | Exec: 8.300 | 7.650 | 8.100 | 9.150 | 8.600 | 8.200 | | |
| | | | | ND: -0.100 | | | | | | | |
| | | | | Final: 11.300 | 10.650 | 10.200 | 10.850 | 10.600 | 10.600 | | 64.200 |
| | | | | Place: 23 | 11 | 17T | 17T | 20T | 18 | | 11 |
| 12 | 462 | Padraic DALY | Manly Warringah Gym | Diff: 3.800 | 2.600 | 2.400 | 1.600 | 2.500 | 1.800 | | |
| | | | | Exec: 8.700 | 6.200 | 8.200 | 9.200 | 7.500 | 8.900 | | |
| | | | | ND: -0.100 | | | | | | | |
| | | | | Final: 12.400 | 8.800 | 10.600 | 10.800 | 10.000 | 10.700 | | 63.300 |
| | | | | Place: 12T | 15 | 15 | 19* | 24T | 16T | | 12 |
| 13 | 719 | Benjamin VILLALOBOS | Wide Bay Gymnastics | Diff: 4.200 | 2.300 | 3.600 | 2.500 | 3.600 | 2.500 | | |
| | | | | Exec: 5.400 | 6.700 | 7.100 | 9.050 | 7.050 | 8.650 | | |
| | | | | ND: . | | | | | | | |
| | | | | Final: 9.600 | 9.000 | 10.700 | 11.550 | 10.650 | 11.150 | | 62.650 |
| | | | | Place: 31 | 14 | 13T | 10 | 18T | 14T | | 13 |
| 14 | 234 | Ryan CARRIER | Albany Creek Gym | Diff: 2.800 | 1.500 | 1.900 | 1.600 | 2.400 | 1.800 | | |
| | | | | Exec: 8.150 | 6.550 | 8.650 | 8.750 | 8.100 | 8.000 | | |
| | | | | ND: . | | | | | | | |
| | | | | Final: 10.950 | 8.050 | 10.550 | 10.350 | 10.500 | 9.800 | | 60.200 |
| | | | | Place: 27 | 17T | 16 | 25* | 22 | 25 | | 14 |
| 15 | 717 | Ashley GOLDSWORTHY | Urban Gymnastics | Diff: 2.100 | 2.600 | 2.300 | 1.800 | 2.300 | 1.800 | | |
| | | | | Exec: 6.550 | 7.450 | 7.200 | 9.200 | 7.200 | 7.550 | | |
| | | | | ND: -0.300 | | | | | | | |
| | | | | Final: 8.350 | 10.050 | 9.500 | 11.000 | 9.500 | 9.350 | | 57.750 |
| | | | | Place: 33 | 13 | 20 | 15T | 26 | 27 | | 15 |
| 16 | 362 | Roberto RANDAZZO | Brisbane Grammar | Diff: 3.700 | 3.000 | 3.900 | 1.600 | 3.200 | .. | | |
| | | | | Exec: 8.350 | 7.750 | 7.300 | 9.700 | 8.600 | .. | | |
| | | | | ND: . | | | | | | | |
| | | | | Final: 12.050 | 10.750 | 11.200 | 11.300 | 11.800 | .. | | 57.100 |
| | | | | Place: 18 | 10 | 11 | 13 | 12 | 28* | | 16 |
| 17 | 465 | Sharni RIDGE | Shire Gymnastics | Diff: 3.300 | 2.000 | 1.900 | .. | 2.500 | 1.500 | | |
| | | | | Exec: 9.100 | 8.150 | 8.800 | .. | 8.950 | 8.650 | | |
| | | | | ND: . | | | | | | | |
| | | | | Final: 12.400 | 10.150 | 10.700 | .. | 11.450 | 10.150 | | 54.850 |
| | | | | Place: 12T | 12 | 13T | 31* | 15 | 22 | | 17 |
| 18 | 716 | Jarrad EVANS | Urban Gymnastics | Diff: 2.000 | 1.300 | 1.300 | 1.600 | 2.200 | 1.600 | | |
| | | | | Exec: 7.200 | 7.650 | 8.500 | 7.900 | 7.800 | 8.300 | | |
| | | | | ND: . | -2.000 | -1.500 | | | | | |
| | | | | Final: 9.200 | 6.950 | 8.300 | 9.500 | 10.000 | 9.900 | | 53.850 |
| | | | | Place: 32 | 19 | 22 | 30 | 24T | 24 | | 18 |
| 19 | 361 | Damian ISTRIA | Brisbane Grammar | Diff: 4.200 | .. | 3.900 | 4.600 | .. | 2.900 | | |
| | | | | Exec: 9.200 | .. | 9.300 | 9.550 | .. | 9.350 | | |
| | | | | ND: . | | | | | | | |
| | | | | Final: 13.400 | .. | 13.200 | 14.150 | .. | 12.250 | | 53.000 |
| | | | | Place: 3 | 21* | 1* | 1 | 29* | 4 | | 19 |
| 20 | 466 | Casey BACON | Shire Gymnastics | Diff: 3.100 | .. | 1.600 | 1.600 | 2.000 | 1.900 | | |
| | | | | Exec: 8.750 | .. | 8.650 | 9.250 | 8.750 | 8.500 | | |
| | | | | ND: . | | -2.000 | | | | | |
| | | | | Final: 11.850 | .. | 8.250 | 10.850 | 10.750 | 10.400 | | 52.100 |
| | | | | Place: 20 | 21* | 23 | 17T | 17 | 20 | | 20 |

MAG National Clubs 2018 Div A,B,M Day 1

Meet Results

Men / M
Session: 10M

Sep 30 - Oct 5, 2018







| Rank | Num | Name | Gym | Diff: |  |  |  |  |  |  | AA |
|------|-----|------------------------|---------------------|---------------|---|---|---|---|---|---|--------|
| 21 | 467 | Meagan COX | Shire Gymnastics | 2.800 | ___ | 2.000 | 1.600 | 2.200 | 1.800 | | |
| | | | | Exec: 7.200 | ___ | 7.700 | 9.050 | 9.000 | 8.300 | | |
| | | | | ND: . | ___ | ___ | ___ | ___ | ___ | | |
| | | | | Final: 10.000 | ___ | 9.700 | 10.650 | 11.200 | 10.100 | | 51.650 |
| | | | | Place: 30 | 21* | 19 | 22 | 16 | 23 | | 21 |
| 22 | 233 | Taylor BLAIR | Albany Creek Gym | 3.400 | 1.300 | 2.100 | 1.600 | 2.600 | ___ | | |
| | | | | Exec: 7.700 | 8.750 | 7.000 | 9.000 | 8.000 | ___ | | |
| | | | | ND: . | -2.000 | ___ | ___ | ___ | ___ | | |
| | | | | Final: 11.100 | 8.050 | 9.100 | 10.600 | 10.600 | ___ | | 49.450 |
| | | | | Place: 25T | 17T | 21 | 23* | 20T | 28* | | 22 |
| 23 | 360 | Jack ROWELL | Brisbane Grammar | 4.300 | ___ | 2.800 | 3.500 | ___ | 2.100 | | |
| | | | | Exec: 8.550 | ___ | 9.300 | 9.350 | ___ | 9.550 | | |
| | | | | ND: -0.100 | ___ | ___ | ___ | ___ | ___ | | |
| | | | | Final: 12.750 | ___ | 12.100 | 12.850 | ___ | 11.650 | | 49.350 |
| | | | | Place: 11 | 21* | 6 | 2 | 29* | 8 | | 23 |
| 24 | 669 | Hiro KIJIMA | Super Performance | 4.300 | ___ | ___ | 4.600 | 3.400 | 1.700 | | |
| | | | | Exec: 8.900 | ___ | ___ | 8.150 | 8.750 | 9.450 | | |
| | | | | ND: . | ___ | ___ | ___ | ___ | ___ | | |
| | | | | Final: 13.200 | ___ | ___ | 12.750 | 12.150 | 11.150 | | 49.250 |
| | | | | Place: 4 | 21* | 24* | 4 | 11 | 14T | | 24 |
| 25 | 140 | Jade HODGES | Wide Bay Gymnastics | 2.900 | 0.700 | ___ | 1.600 | 1.500 | 1.400 | | |
| | | | | Exec: 9.100 | 8.500 | ___ | 8.450 | 7.900 | 8.900 | | |
| | | | | ND: . | -2.500 | ___ | ___ | ___ | ___ | | |
| | | | | Final: 12.000 | 6.700 | ___ | 10.050 | 9.400 | 10.300 | | 48.450 |
| | | | | Place: 19 | 20 | 24* | 29 | 27 | 21 | | 25 |
| 26 | 714 | Vanessa SMALL | Shire Gymnastics | 2.300 | ___ | 0.000 | 1.600 | 1.400 | 1.400 | | |
| | | | | Exec: 8.550 | ___ | 0.000 | 8.750 | 8.900 | 8.200 | | |
| | | | | ND: . | ___ | ___ | ___ | -1.500 | ___ | | |
| | | | | Final: 10.850 | ___ | 0.000 | 10.350 | 8.800 | 9.600 | | 39.600 |
| | | | | Place: 28 | 21* | 24* | 25* | 28 | 26 | | 26 |
| 27 | 460 | Jesse SOFTLEY | Super Performance | 4.100 | ___ | ___ | 3.400 | 3.500 | ___ | | |
| | | | | Exec: 8.950 | ___ | ___ | 8.950 | 8.700 | ___ | | |
| | | | | ND: . | ___ | ___ | ___ | ___ | ___ | | |
| | | | | Final: 13.050 | ___ | ___ | 12.350 | 12.200 | ___ | | 37.600 |
| | | | | Place: 7 | 21* | 24* | 7T | 9T | 28* | | 27 |
| 28 | 666 | Glenn NG | Super Performance | 3.600 | ___ | ___ | ___ | 3.700 | 3.100 | | |
| | | | | Exec: 8.550 | ___ | ___ | ___ | 9.100 | 9.300 | | |
| | | | | ND: . | ___ | ___ | ___ | ___ | ___ | | |
| | | | | Final: 12.150 | ___ | ___ | ___ | 12.800 | 12.400 | | 37.350 |
| | | | | Place: 16T | 21* | 24* | 31* | 3T | 3 | | 28 |
| 29 | 718 | Mazlan MASKOR | Urban Gymnastics | 3.200 | ___ | ___ | ___ | 2.600 | 1.400 | | |
| | | | | Exec: 8.150 | ___ | ___ | ___ | 8.900 | 9.300 | | |
| | | | | ND: . | ___ | ___ | ___ | ___ | ___ | | |
| | | | | Final: 11.350 | ___ | ___ | ___ | 11.500 | 10.700 | | 33.550 |
| | | | | Place: 22 | 21* | 24* | 31* | 14 | 16T | | 29 |
| 30 | 667 | Shauna O'HALLORAN-ANDE | Super Performance | 3.600 | ___ | ___ | 1.600 | ___ | ___ | | |
| | | | | Exec: 9.300 | ___ | ___ | 9.200 | ___ | ___ | | |
| | | | | ND: . | ___ | ___ | ___ | ___ | ___ | | |
| | | | | Final: 12.900 | ___ | ___ | 10.800 | ___ | ___ | | 23.700 |
| | | | | Place: 9 | 21* | 24* | 19* | 29* | 28* | | 30 |

MAG National Clubs 2018 Div A,B,M Day 1

Meet Results

Men / M
Session: 10M

Sep 30 - Oct 5, 2018

| Rank | Num | Name | Gym | Diff: |  |  |  |  |  |  | AA |
|------|-----|--------------------|-------------------|---------------|---|---|---|---|---|---|--------|
| 31 | 668 | Sacha MIKAYLOV | Super Performance | 0.000 | — | — | — | 2.600 | 2.000 | | |
| | | | | Exec: 0.000 | — | — | — | 9.600 | 8.450 | | |
| | | | | ND: — | — | — | — | — | — | | |
| | | | | Final: 0.000 | — | — | — | 12.200 | 10.450 | | 22.650 |
| | | | | Place: 34 | 21* | 24* | 31* | 9T | 19 | | 31 |
| 32 | 665 | Leah SZAREK | Super Performance | 3.200 | — | — | 1.600 | — | — | | |
| | | | | Exec: 8.050 | — | — | 9.000 | — | — | | |
| | | | | ND: — | — | — | — | — | — | | |
| | | | | Final: 11.250 | — | — | 10.600 | — | — | | 21.850 |
| | | | | Place: 24 | 21* | 24* | 23* | 29* | 28* | | 32 |
| 33 | 230 | Madeleine PASSMORE | Albany Creek Gym | 2.000 | — | — | 1.600 | — | — | | |
| | | | | Exec: 9.100 | — | — | 9.100 | — | — | | |
| | | | | ND: — | — | — | — | — | — | | |
| | | | | Final: 11.100 | — | — | 10.700 | — | — | | 21.800 |
| | | | | Place: 25T | 21* | 24* | 21 | 29* | 28* | | 33 |
| 34 | 232 | Sophie HENDER | Albany Creek Gym | 2.300 | — | — | 1.600 | — | — | | |
| | | | | Exec: 8.300 | — | — | 9.400 | — | — | | |
| | | | | ND: — | — | — | — | — | — | | |
| | | | | Final: 10.600 | — | — | 11.000 | — | — | | 21.600 |
| | | | | Place: 29 | 21* | 24* | 15T | 29* | 28* | | 34 |