







MAG National Clubs 2018 Div C,D,E Day 2

Page: 1
Printed: 10/3/2018 1:56 PM

Team Results

Men / E / 16-18 yrs
Session: All

Sep 30 - Oct 5, 2018

Rank	Gym	Team	Score						
1	Sydney Hills	SHG	177.711	29.533 1	29.132 1	30.250 1	29.132 3	29.832 2T	29.832 2
	707 Lucas ROGERS			9.933	9.833	10.300	9.666	10.333	10.066
	708 Jackson LEIB			9.900	9.766	10.100	9.966	9.633	9.733
	710 Oscar HAUGERUD			9.700	9.533				10.033
	706 Alexander SMAGIN					9.850			
	711 Eden UTOMO						9.500	9.866	
2	Castle Hill	CAS	175.595	29.032 2	28.399 2	29.900 2	28.433 4	30.232 1	29.599 5
	418 Kieran HART			9.866		9.850		10.100	9.733
	419 Jobey MOK			9.700	9.700	10.000		9.766	
	420 Cooper DUSART			9.466	9.366	10.050	9.600	10.366	9.900
	417 Tristan MADIRAZZA				9.333		9.400		9.966
	415 Owen MADIRAZZA						9.433		
3	Super Performance	T1	174.912	28.766 4	28.099 3	29.350 3	29.233 1	29.832 2T	29.632 4
	656 Jack BOTTERILL			10.066	9.333	10.000	9.900	10.033	9.866
	655 Nicholas HILL			9.500			9.633		
	657 Tristin RILEY			9.200	8.733	9.700	9.700	9.866	9.700
	659 Noah KERRY				10.033			9.933	10.066
	658 Tiernan MCCLELLAND					9.650			
4	Manly Warringah Gym	MAN	171.393	28.599 5	27.932 4	28.800 5	27.865 8	28.532 5	29.665 3
	569 Christopher DIMOS			9.666	9.166	9.750	9.166	9.766	10.266
	567 Liam NICOL			9.600	9.266			9.400	
	566 Lachlan HALL			9.333	9.500	9.500	9.333		9.733
	568 Jason THOMAS					9.550	9.366	9.366	9.666
5	High Flyers	HIG	168.727	27.032 7	26.765 6	28.900 4	29.165 2	27.866 8	28.999 6T
	483 Liam STOLP			9.366	9.533	10.150	9.733	9.500	9.666
	479 Max FINE			9.066	8.666	9.500	9.766	9.233	10.000
	482 Alex MEERES			8.600	8.566	9.250		9.133	
	481 Owen SCHNEIDER						9.666		9.333
6	Sydney Gym Centre	SYD	168.246	27.966 6	25.933 8	28.750 6	28.199 5	28.765 4	28.633 9
	688 Carter PEREIRA			9.600	7.333		9.500	9.466	9.600
	119 Liam LOUGHRAN			9.266					
	691 Alex BARBARULO			9.100	9.300	9.750	9.333	9.633	9.500
	690 Aryash NANGIA				9.300	9.900	9.366	9.666	9.533
	689 Gabriel RODRIGUEZ					9.100			







MAG National Clubs 2018 Div C,D,E Day 2

Page: 2
Printed: 10/3/2018 1:56 PM

Team Results

Men / E / 16-18 yrs
Session: All

Sep 30 - Oct 5, 2018







Rank	Gym	Team	Score						
7	Kingborough GymSport	KIN	166.147	26.666 9	26.733 7	27.450 11	28.133 6	28.166 7	28.999 6T
	504 Max RAPLEY			9.600		9.200	9.233		
	501 William MORGAN			8.566	8.833	9.000		9.333	10.066
	505 Charlie HANIGAN			8.500	9.000	9.250	9.500	9.400	9.300
	172 Jarlu REYNOLDS				8.900		9.400	9.433	9.633
8	Shire Gymnastics	SHI	165.945	26.999 8	27.532 5	27.550 10	27.866 7	27.065 10	28.933 8
	598 James WARD			9.233	9.633	8.950	9.300		
	597 Lincoln SMITH			8.966	8.466	9.600	9.400	9.266	10.000
	600 Charlie WALKER			8.800				8.866	9.500
	601 Kai O'CONNOR				9.433	9.000		8.933	9.433
	599 Luke CURTIS						9.166		
9	PCYC Dubbo	DUB	165.711	28.865 3	24.398 12	26.850 13	27.233 11	28.332 6	30.033 1
	579 Jared READFORD			9.833	8.966	8.850	9.033	9.666	10.100
	581 Joel BARKER			9.666	8.366	8.950	9.600	9.233	9.800
	580 Will BAMPTON			9.366	7.066	9.050	8.600	9.433	10.133
10	Albany Creek Gym	T1	160.978	25.532 13	25.565 9	28.450 7T	26.766 14	27.199 9	27.466 10
	222 Jude DEARLING			8.766	8.533	9.650		9.333	8.933
	224 Logan THOMAS			8.533	8.366	9.400	8.900	8.400	9.500
	223 Lyndan QUIGLEY			8.233	8.666	9.400	8.900	9.466	9.033
	226 Cooper GAYLARD						8.966		
11	Brisbane Grammar	T1	158.845	26.399 10	25.066 10	27.950 9	26.899 13	26.266 12T	26.265 15
	351 Finn O'BRIEN			9.000	8.900		8.966	8.700	
	347 Sebastian ASHBY-CLIFFE			8.766		9.400			8.933
	352 Oliver HOOLE			8.633	8.900	9.250	9.100	8.933	
	357 Zane NEWLANDS				7.266	9.300			8.566
	348 Asher LEVY						8.833	8.633	8.766
12	Allstar Gym Academy	ALL	155.978	26.199 11	23.199 15	28.450 7T	26.232 16	25.599 16T	26.299 14
	255 Thomas MCKAY			9.133	8.666	9.500	9.200	8.900	
	253 Nathan HALL			8.600	5.433	9.600		8.433	9.266
	254 Nicholas RIWOE			8.466	9.100	9.350	8.366		8.833
	252 Michael KISIEL						8.666	8.266	
	437 Nick BRADLEY								8.200

MAG National Clubs 2018 Div C,D,E Day 2

Team Results

Men / E / 16-18 yrs
Session: All

Sep 30 - Oct 5, 2018







Rank	Gym	Team	Score						
13	Albany Creek Gym	T2	155.328	25.632	22.932	26.800	27.433	26.099	26.432
				12	18	14	10	14	13
	225 Riley KNIGHT			9.333	6.566	9.450	9.200	9.133	8.966
	229 Remington WAKELIN			8.733	7.900	8.600	9.333	8.700	9.133
	227 Isaac CICHOCKI			7.566	8.466				8.333
	228 Kinglsey CORLETT					8.750	8.900	8.266	
14	Gold Coast Gym	B	153.162	25.032	22.999	25.700	27.599	25.599	26.233
				15	17	17	9	16T	16
	454 Jaxon BLACK			8.633	8.733			8.833	
	459 Daniel GORBACHEV-CAN			8.233	6.933	8.350	8.833	8.366	8.700
	458 Jake VAN ZYL			8.166	7.333	8.500	9.600	8.400	8.600
	453 Seth FRANKLIN					8.850	9.166		8.933
15	Australian Academy	YEL	153.061	25.232	24.432	24.100	26.166	26.266	26.865
				14	11	19	17	12T	11
	266 Elliott WALLACE			8.966	7.466	6.900	8.833	7.900	8.633
	265 Emil PHIL-MORISON			8.733	9.566	9.100	9.033	9.400	9.366
	267 Anthony DUONG-LEHOUR			7.533	7.400	8.100	8.300	8.966	8.866
16	Canberra City Gym	CCG	151.994	22.865	24.233	26.900	25.698	25.699	26.599
				18	13	12	19	15	12
	409 Oliver WILLIAMS			8.033	7.400	8.900		8.566	
	406 Lucas GARRIDO YEBRA			7.466	7.800	8.700			
	404 Oleg BEREZOVSKIY			7.366	9.033		8.466	8.600	8.900
	407 Hugo UREN					9.300		8.533	8.833
	405 Alexander FILLINGHAM						8.766		
	408 Conall FITZGERALD						8.466		8.866
17	Super Performance	T2	151.312	24.966	22.299	26.550	27.132	24.166	26.199
				16	19	15	12	19	17
	662 Jack VAN DAM			9.133	8.633	9.050	9.266	7.700	9.033
	661 John CLEVERLY			8.333	6.700	8.650		8.300	8.500
	660 Oliver PEARSON			7.500			8.966		8.666
	664 Zack MARLAND				6.966	8.850	8.900	8.166	
18	Australian Academy	GRE	151.179	23.099	23.800	25.550	26.299	26.532	25.899
				17	14	18	15	11	19
	264 Luke SLEMINT			8.566	7.200	9.450	8.933	8.600	8.866
	261 Julien RIZZO			7.333	8.900			9.066	8.400
	262 Xavier ARENA			7.200	7.700	8.000	8.600	8.866	8.633
	263 Daniel KARAM					8.100	8.766		

MAG National Clubs 2018 Div C,D,E Day 2

Team Results

Men / E / 16-18 yrs
Session: All

Sep 30 - Oct 5, 2018

Rank	Gym	Team	Score						
19	Brisbane Grammar	T2	149.212	22.299	23.033	26.450	26.132	25.365	25.933
				19	16	16	18	18	18
	346 Kai	ISTRIA		8.133	7.300	8.850	8.833		8.933
	353 Dylan	BOREHAM-SMITH		7.200	7.700	8.600	8.933	8.733	
	345 Thomas	JORDAN		6.966		9.000	8.366	8.666	8.900
	354 Harry	SMITH			8.033			7.966	8.100
20	Brisbane Grammar	T3	127.378	20.432	14.366	22.750	25.266	20.832	23.732
				20	22	20	20	20	20
	349 Henry	HARRIS		7.266	5.066	8.850	8.000	7.766	8.400
	356 Eli	HOLLEY		6.600	4.600	7.500	8.666	6.800	8.066
	350 Jackson	HOLLEY		6.566	4.700	6.400	8.600	6.266	7.266