







MAG National Clubs 2018 Div C,D E Day 1

Team Results

Sep 30 - Oct 6, 2018

Men / E
Session: All

| Rank | Gym | Team | Score |  |  |  |  |  |  |
|----------|----------------------------|------------|----------------|---|--|---|---|---|---|
| 1 | Sydney Hills | SHG | 178.261 | 28.932 | 30.466 | 29.499 | 29.133 | 29.933 | 30.298 |
| | | | | 1 | 2 | 4 | 1 | 1 | 1 |
| | 707 Lucas ROGERS | | 9.766 | | | 9.900 | 9.600 | 10.200 | 10.166 |
| | 710 Oscar HAUGERUD | | 9.700 | | 10.100 | | 9.700 | | |
| | 708 Jackson LEIB | | 9.466 | | 10.400 | 9.966 | 9.833 | 10.233 | 10.066 |
| | 711 Eden UTOMO | | | | 9.966 | 9.633 | | 9.500 | 10.066 |
| 2 | Super Performance | T1 | 175.494 | 28.666 | 30.765 | 29.599 | 28.332 | 28.366 | 29.766 |
| | | | | 2 | 1 | 3 | 4 | 3 | 2 |
| | 656 Jack BOTTERILL | | 10.033 | | 10.066 | 9.900 | 9.433 | 9.500 | 10.133 |
| | 659 Noah KERRY | | 9.400 | | 10.366 | 9.733 | 9.233 | 9.633 | 9.900 |
| | 657 Tristin RILEY | | 9.233 | | | 9.966 | 9.666 | | |
| | 658 Tiernan MCCLELLAND | | | | 10.333 | | | 9.233 | 9.733 |
| 3 | Castle Hill | CAS | 175.261 | 28.399 | 30.266 | 30.132 | 28.233 | 29.199 | 29.032 |
| | | | | 4 | 3T | 1 | 7 | 2 | 3 |
| | 418 Kieran HART | | 9.600 | | 9.900 | | | 9.633 | 9.833 |
| | 419 Jobey MOK | | 9.533 | | 10.200 | 10.200 | 9.500 | | 9.333 |
| | 420 Cooper DUSART | | 9.266 | | 10.166 | 9.966 | 9.700 | 10.033 | 9.866 |
| | 417 Tristan MADIRAZZA | | | | | 9.966 | | 9.533 | |
| | 416 Alex WHITFIELD | | | | | | 9.033 | | |
| 4 | Manly Warringah Gym | MAN | 172.363 | 28.032 | 30.066 | 29.633 | 28.699 | 28.000 | 27.933 |
| | | | | 5 | 5 | 2 | 2 | 4 | 7 |
| | 569 Christopher DIMOS | | 9.533 | | 9.700 | 9.833 | 9.500 | 9.400 | 9.600 |
| | 566 Lachlan HALL | | 9.366 | | 10.266 | 9.900 | 9.766 | | 9.533 |
| | 567 Liam NICOL | | 9.133 | | 10.100 | | | 9.500 | 8.800 |
| | 568 Jason THOMAS | | | | | 9.900 | 9.433 | 9.100 | |
| 5 | High Flyers | HIG | 170.693 | 27.332 | 30.266 | 28.999 | 28.599 | 26.699 | 28.798 |
| | | | | 7 | 3T | 5T | 3 | 9 | 4 |
| | 483 Liam STOLP | | 9.333 | | 10.200 | 10.166 | 9.600 | 9.033 | 10.066 |
| | 482 Alex MEERES | | 9.066 | | | 9.133 | | 8.833 | |
| | 479 Max FINE | | 8.933 | | 10.066 | 9.700 | 9.466 | 8.833 | 9.366 |
| | 481 Owen SCHNEIDER | | | | 10.000 | | 9.533 | | 9.366 |
| 6 | Sydney Gym Centre | SYD | 168.194 | 27.099 | 29.333 | 28.832 | 28.298 | 26.866 | 27.766 |
| | | | | 9 | 7 | 7 | 5 | 7 | 8 |
| | 688 Carter PEREIRA | | 9.233 | | 9.233 | | 9.766 | 9.300 | 9.133 |
| | 691 Alex BARBARULO | | 9.233 | | 9.900 | 9.333 | 9.366 | | 9.333 |
| | 119 Liam LOUGHRAN | | 8.633 | | | | | | |
| | 690 Aryash NANGIA | | | | 10.200 | 9.933 | | 8.833 | 9.300 |
| | 689 Gabriel RODRIGUEZ | | | | | 9.566 | 9.166 | 8.733 | |







MAG National Clubs 2018 Div C,D E Day 1

Page: 2
Printed: 10/1/2018 1:39 PM

Team Results

Sep 30 - Oct 6, 2018

Men / E
Session: All







| Rank | Gym | Team | Score |  |  |  |  |  |  |
|-----------|-----------------------------|------------|----------------|---|--|---|---|---|---|
| 7 | PCYC Dubbo | DUB | 167.227 | 28.432 | 27.366 | 28.332 | 28.199 | 26.799 | 28.099 |
| | | | | 3 | 13 | 11 | 8 | 8 | 6 |
| | 581 Joel BARKER | | 9.966 | 8.866 | 9.366 | 9.333 | 8.433 | 9.333 | |
| | 579 Jared READFORD | | 9.666 | 10.200 | 9.433 | 9.633 | 9.333 | 9.366 | |
| | 580 Will BAMPTON | | 8.800 | 8.300 | 9.533 | 9.233 | 9.033 | 9.400 | |
| 8 | Kingborough GymSport | KIN | 166.797 | 26.033 | 28.600 | 28.532 | 27.566 | 27.800 | 28.266 |
| | | | | 15 | 8 | 9 | 14 | 5 | 5 |
| | 172 Jarlu REYNOLDS | | 9.200 | 9.800 | | 9.200 | 9.200 | 9.100 | |
| | 504 Max RAPLEY | | 8.700 | 9.600 | 9.666 | | | 9.266 | |
| | 505 Charlie HANIGAN | | 8.133 | | 9.433 | | 9.400 | | |
| | 501 William MORGAN | | | 9.200 | 9.433 | 9.266 | 9.200 | 9.900 | |
| | 502 Jacob DAVIES | | | | | 9.100 | | | |
| 9 | Shire Gymnastics | SHI | 165.527 | 27.066 | 29.565 | 28.100 | 28.166 | 25.865 | 26.765 |
| | | | | 10 | 6 | 13 | 9 | 14 | 10 |
| | 598 James WARD | | 9.400 | 10.166 | 9.300 | 9.566 | | | |
| | 597 Lincoln SMITH | | 8.866 | 9.566 | 9.300 | 9.400 | | 8.766 | |
| | 600 Charlie WALKER | | 8.800 | | | 9.200 | 8.833 | 9.366 | |
| | 601 Kai O'CONNOR | | | 9.833 | | | 8.466 | 8.633 | |
| | 599 Luke CURTIS | | | | 9.500 | | 8.566 | | |
| 10 | Gold Coast Gym | A | 164.627 | 27.932 | 27.466 | 28.499 | 27.332 | 27.199 | 26.199 |
| | | | | 6 | 10T | 10 | 17 | 6 | 12T |
| | 456 Reiss MCDERMOTT | | 9.733 | 9.566 | 9.433 | 9.133 | 9.400 | 9.266 | |
| | 455 Felipe BOROVIEC | | 9.466 | 8.900 | 9.266 | 9.133 | 8.666 | 8.200 | |
| | 457 Pele BENGIAT | | 8.733 | 9.000 | 9.800 | 9.066 | 9.133 | 8.733 | |
| 11 | Albany Creek Gym | T1 | 162.828 | 25.566 | 27.433 | 28.999 | 27.399 | 26.399 | 27.032 |
| | | | | 17 | 12 | 5T | 16 | 11 | 9 |
| | 224 Logan THOMAS | | 8.733 | 9.733 | 9.600 | 9.400 | 8.700 | 9.600 | |
| | 222 Jude DEARLING | | 8.433 | 9.400 | 9.866 | | 9.233 | 8.566 | |
| | 226 Cooper GAYLARD | | 8.400 | | | 9.033 | | | |
| | 223 Lyndan QUIGLEY | | | 8.300 | 9.533 | 8.966 | 8.466 | 8.866 | |
| 12 | Brisbane Grammar | T1 | 161.429 | 27.233 | 27.466 | 28.633 | 27.733 | 25.332 | 25.032 |
| | | | | 8 | 10T | 8 | 11 | 16 | 16 |
| | 351 Finn O'BRIEN | | 9.133 | 9.700 | 9.333 | 9.300 | 8.366 | 8.766 | |
| | 347 Sebastian ASHBY-CLIFFE | | 9.100 | 7.766 | | 9.200 | 8.233 | | |
| | 348 Asher LEVY | | 9.000 | | 9.600 | | | 8.200 | |
| | 352 Oliver HOOLE | | | 10.000 | 9.700 | 9.233 | 8.733 | | |
| | 357 Zane NEWLANDS | | | | | | | 8.066 | |

MAG National Clubs 2018 Div C,D E Day 1

Team Results

Sep 30 - Oct 6, 2018

Men / E
Session: All







| Rank | Gym | Team | Score |  |  |  |  |  |  |
|-----------|----------------------------|----------------------|----------------|---|--|---|---|---|---|
| 13 | Allstar Gym Academy | ALL | 160.262 | 26.732 | 26.466 | 28.066 | 27.799 | 25.366 | 25.833 |
| | | | | 11 | 15 | 14 | 10 | 15 | 15 |
| | 254 | Nicholas RIWOE | | 9.166 | 9.900 | 9.300 | 9.466 | 8.366 | 8.433 |
| | 255 | Thomas MCKAY | | 8.833 | 9.566 | 9.533 | 9.000 | 8.600 | 8.600 |
| | 253 | Nathan HALL | | 8.733 | | 9.233 | 9.333 | 8.400 | 8.800 |
| | 252 | Michael KISIEL | | | 7.000 | | | | |
| 14 | Australian Academy | YEL | 159.194 | 26.132 | 28.299 | 25.033 | 27.432 | 26.099 | 26.199 |
| | | | | 13 | 9 | 20 | 15 | 13 | 12T |
| | 265 | Emil PHIL-MORISON | | 9.266 | 10.200 | 9.600 | 9.000 | 9.266 | 9.566 |
| | 266 | Elliott WALLACE | | 8.466 | 8.033 | 7.300 | 9.266 | 7.700 | 7.833 |
| | 267 | Anthony DUONG-LEHOUR | | 8.400 | 10.066 | 8.133 | 9.166 | 9.133 | 8.800 |
| 15 | Albany Creek Gym | T2 | 157.860 | 25.666 | 26.265 | 28.198 | 27.033 | 24.232 | 26.466 |
| | | | | 16 | 16 | 12 | 18 | 17 | 11 |
| | 225 | Riley KNIGHT | | 9.400 | 7.866 | 9.666 | 9.000 | | 8.833 |
| | 229 | Remington WAKELIN | | 8.766 | 9.266 | 9.566 | 9.300 | 8.633 | 9.033 |
| | 227 | Isaac CICHOCKI | | 7.500 | 9.133 | | | 7.833 | |
| | 228 | Kinglsey CORLETT | | | | 8.966 | 8.733 | 7.766 | 8.600 |
| 16 | Canberra City Gym | CCG | 154.895 | 22.133 | 26.833 | 26.065 | 27.599 | 26.133 | 26.132 |
| | | | | 21 | 14 | 18 | 13 | 12 | 14 |
| | 406 | Lucas GARRIDO YEBRA | | 7.500 | 8.400 | 8.766 | | 9.100 | 8.633 |
| | 409 | Oliver WILLIAMS | | 7.400 | 9.333 | | 9.333 | | |
| | 404 | Oleg BEREZOVSKIY | | 7.233 | 9.100 | | 9.133 | 8.433 | 9.066 |
| | 408 | Conall FITZGERALD | | | | 8.733 | 9.133 | | |
| | 407 | Hugo UREN | | | | 8.566 | | 8.600 | |
| | 405 | Alexander FILLINGHAM | | | | | | | 8.433 |
| 17 | Australian Academy | GRE | 152.062 | 23.166 | 25.632 | 24.300 | 27.665 | 26.433 | 24.866 |
| | | | | 20 | 17 | 22 | 12 | 10 | 17 |
| | 264 | Luke SLEMINT | | 8.800 | 7.966 | 8.500 | 9.366 | 8.833 | 8.700 |
| | 263 | Daniel KARAM | | 7.266 | | | 9.066 | | 7.733 |
| | 262 | Xavier ARENA | | 7.100 | 7.900 | 7.600 | | 8.600 | 8.433 |
| | 261 | Julien RIZZO | | | 9.766 | 8.200 | 9.233 | 9.000 | |
| 18 | Brisbane Boys Coll | BBC | 151.294 | 26.099 | 23.699 | 25.066 | 28.266 | 23.365 | 24.799 |
| | | | | 14 | 19 | 19 | 6 | 20 | 18 |
| | 286 | Stirling COSGROVE | | 8.833 | 9.133 | 9.266 | 9.600 | 8.366 | 9.300 |
| | 288 | Thomas Chalk | | 8.833 | 6.900 | 9.200 | 9.433 | 8.833 | 8.133 |
| | 287 | Sean HUDSON | | 8.433 | 7.666 | 6.600 | 9.233 | 6.166 | 7.366 |
| 19 | Gold Coast Gym | B | 150.628 | 26.299 | 24.965 | 26.066 | 25.666 | 23.666 | 23.966 |
| | | | | 12 | 18 | 17 | 22 | 19 | 19 |
| | 458 | Jake VAN ZYL | | 9.666 | 8.166 | 8.600 | 9.600 | 7.666 | 7.733 |

MAG National Clubs 2018 Div C,D E Day 1

Team Results

Sep 30 - Oct 6, 2018

Men / E
Session: All

| Rank | Gym | Team | Score |  |  |  |  |  |  |
|-----------|--------------------------|-----------|----------------|---|--|---|---|---|---|
| 454 | Jaxon BLACK | | 9.000 | 9.433 | | | 7.566 | 7.900 | 8.033 |
| 453 | Seth FRANKLIN | | 7.633 | | | 8.900 | | | |
| 459 | Daniel GORBACHEV-CAN | | | 7.366 | 8.566 | | 8.500 | 8.100 | 8.200 |
| 20 | Brisbane Grammar | T2 | 147.893 | 24.032 | 23.366 | 26.465 | 26.266 | 23.999 | 23.765 |
| | | | | 19 | 20 | 16 | 20 | 18 | 20 |
| 345 | Thomas JORDAN | | 8.333 | 8.100 | 8.966 | 8.833 | 7.966 | 7.666 | |
| 346 | Kai ISTRIA | | 8.066 | 7.733 | 8.966 | 8.500 | 8.133 | 8.266 | |
| 353 | Dylan BOREHAM-SMITH | | 7.633 | 7.533 | | 8.933 | 7.900 | | |
| 354 | Harry SMITH | | | | 8.533 | | | 7.833 | |
| 21 | Super Performance | T2 | 147.726 | 24.832 | 22.632 | 26.999 | 26.833 | 22.965 | 23.465 |
| | | | | 18 | 21 | 15 | 19 | 21 | 21 |
| 660 | Oliver PEARSON | | 8.600 | 7.466 | | 8.900 | | | |
| 662 | Jack VAN DAM | | 8.266 | 8.066 | 9.333 | 9.000 | 7.133 | 7.633 | |
| 661 | John CLEVERLY | | 7.966 | | 8.766 | | 7.666 | 7.966 | |
| 664 | Zack MARLAND | | | 7.100 | 8.900 | 8.933 | 8.166 | 7.866 | |
| 22 | Brisbane Grammar | T3 | 133.594 | 22.032 | 20.533 | 24.500 | 26.199 | 18.965 | 21.365 |
| | | | | 22 | 22 | 21 | 21 | 22 | 22 |
| 349 | Henry HARRIS | | 8.333 | 6.733 | 9.000 | 8.933 | 8.166 | 8.066 | |
| 356 | Eli HOLLEY | | 7.066 | 7.300 | 8.100 | 8.600 | 5.633 | 6.666 | |
| 350 | Jackson HOLLEY | | 6.633 | 6.500 | 7.400 | 8.666 | 5.166 | 6.633 | |