

2019 National Clubs Carnival Optionals 1







Individual All Around

Sep 20-29, 2019

Men / E

Session: All

Judge's Signatures







Rank	Num	Name	Gym							AA
1	495	Jack APPERLEY	Lawnton Academy Gym	9.366 6T	10.333 1T	9.900 2	9.733 2	10.266 1	10.100 4T	59.698 1
2	395	Anoop SINGH	Castle Hill RSL	9.033 19T	10.300 3	10.050 1	9.266 22	9.500 15T	10.200 3	58.349 2
3	427	Jake VAN ZYL	Gold Coast Gym	9.833 1	9.466 28	9.200 22	9.700 3	9.900 7	10.000 6	58.099 3
4	430	Kai MADDEN	Gold Coast Gym	9.300 9T	10.066 8	9.400 10T	9.366 14T	10.000 3	9.800 11T	57.932 4
5	558	Mark-Anthony PERRY	Manly Warringah Gym	9.000 21T	10.333 1T	9.050 26	8.933 67T	10.200 2	10.250 2	57.766 5
6	661	Jordan SCOTT	Super Performance	9.600 2T	9.733 16T	9.250 19T	9.766 1	9.233 24	9.550 20T	57.132 6
7	699	Ryan DANG	Sydney Hills	8.966 23	9.600 21	9.150 23T	9.433 12T	9.433 18	10.400 1	56.982 7
8	396	Owen HECIMOVIC	Castle Hill RSL	8.300 48T	10.100 7	9.350 12T	9.300 17T	9.966 4T	9.950 7T	56.966 8
9	497	Kaden REEVES EDLER	Lawnton Academy Gym	8.900 25	10.200 5	9.250 19T	9.200 28T	9.966 4T	9.400 27	56.916 9
10	664	Kai BURTENSHAW	Super Performance	9.400 5	9.266 35T	9.300 14T	9.066 48T	9.866 8	9.850 10	56.748 10
11	431	Pele BENGIAT	Gold Coast Gym	8.033 64T	10.033 9	9.600 4T	9.600 5	9.200 25T	9.950 7T	56.416 11
12	331	Sebastian ASHBY-CLIFFE	Brisbane Grammar	8.833 27T	9.733 16T	8.950 31T	8.900 73T	9.600 13	10.100 4T	56.116 12
13	247	Anthony DUONG-LEHOURS	Australian Academy	9.266 11T	10.166 6	8.850 34T	9.100 41T	9.566 14	9.100 48T	56.048 13
14	408	Kaushika ALAHAKOON	Gladstone Gymnastics	8.100 56T	9.933 11	9.750 3	9.066 48T	9.633 12	9.550 20T	56.032 14
15	706	Levi CORCORAN	Sydney Hills	8.866 26	9.033 45T	9.000 27T	9.566 6T	9.500 15T	9.700 13T	55.665 15
16	494	Kaden BENSLEY	Lawnton Academy Gym	9.166 14T	10.233 4	8.900 33	9.033 57T	9.366 21T	8.900 59T	55.598 16
17	675	Dimitri AGIUS	Sydney Gym Centre	9.466 4	8.066 71T	9.000 27T	9.066 48T	9.933 6	9.950 7T	55.481 17
18	557	Finlay PARSONS	Manly Warringah Gym	8.366 43T	9.300 33T	9.350 12T	8.866 76T	9.733 9	9.700 13T	55.315 18
19	1823	Rory BAYER	Southern Canberra	9.333 8	9.500 26T	8.800 36T	9.300 17T	8.833 51T	9.350 28T	55.116 19
20	246	Luke SLEMINT	Australian Academy	8.300 48T	9.166 41T	9.450 7T	9.466 11	9.133 30T	9.450 25T	54.965 20
21	493	Matthew HURSEY	Lawnton Academy Gym	8.100 56T	9.566 22	9.300 14T	9.033 57T	9.400 19T	9.550 20T	54.949 21
22	677	Jack HOBSON	Sydney Gym Centre	8.666 32	9.533 23T	9.450 7T	9.100 41T	9.066 39T	9.050 52T	54.865 22
23	328	Seth MCBRIDE	Brisbane Grammar	9.266 11T	9.233 37T	9.400 10T	8.800 83T	9.200 25T	8.950 56T	54.849 23
24	662	Zack MARLAND	Super Performance	9.600 2T	8.166 65	9.450 7T	8.666 97	8.933 46T	9.800 11T	54.615 24
25	703	Andrei LISNIC	Sydney Hills	8.500 36T	9.500 26T	9.300 14T	9.233 23T	8.700 57T	9.300 34T	54.533 25

2019 National Clubs Carnival Optionals 1

Individual All Around

Men / E
Session: All

Sep 20-29, 2019







Rank	Num	Name	Gym							AA
26	596	Lincoln CHAN	Shire Gymnastics	9.133 17T	8.966 49T	8.800 36T	9.333 16	9.666 11	8.400 80T	54.298 26
27	379	Maxim KACHALKOV	Canberra City Gym	8.133 55	9.533 23T	9.100 25	9.233 23T	8.900 49	9.350 28T	54.249 27
28	631	Lewis HOLDWAY	Southern Canberra	7.566 87T	9.866 12T	9.150 23T	9.066 48T	9.066 39T	9.500 24	54.214 28
29	428	Daniel GORBACHEV-CANNIZ	Gold Coast Gym	7.800 75T	9.866 12T	8.600 48T	9.166 32T	9.500 15T	9.200 37T	54.132 29
30	555	Matthew KIRRAGE	Manly Warringah Gym	9.300 9T	9.966 10	8.200 64T	9.066 48T	7.866 89T	9.600 16T	53.998 30
31	704	Connor ALLEN	Sydney Hills	9.133 17T	7.400 85T	9.550 6	9.533 9T	8.766 55T	9.600 16T	53.982 31
32	556	Ethan GEORGIS	Manly Warringah Gym	9.033 19T	8.600 57	7.850 74T	9.200 28T	9.700 10	9.550 20T	53.933 32
33	499	Billy GROSE	Lawnton Academy Gym	8.700 31	9.366 31	8.650 46T	8.900 73T	9.100 33T	9.200 37T	53.916 33
34	496	Lucas CANTWELL	Lawnton Academy Gym	8.500 36T	9.866 12T	8.700 43T	9.166 32T	8.633 63T	8.950 56T	53.815 34
35	702	Daniel WEST	Sydney Hills	8.733 30	8.533 59	9.300 14T	9.566 6T	9.166 27T	8.500 74T	53.798 35
36	597	Ethan CROXSON	Shire Gymnastics	8.566 33T	9.866 12T	8.400 56T	9.100 41T	8.233 76	9.350 28T	53.515 36
37	340	Dustin MILLER	Brisbane Grammar	7.600 85T	9.400 29T	9.300 14T	8.600 99T	8.933 46T	9.600 16T	53.433 37
38	378	Peter ROSTOV	Canberra City Gym	7.866 69	9.100 44	9.250 19T	9.033 57T	9.133 30T	9.050 52T	53.432 38
39	634	Joshua LOH	Southern Canberra	9.166 14T	8.866 52T	8.800 36T	8.833 82	8.833 51T	8.900 59T	53.398 39
40	397	Carter WRIGHT	Castle Hill RSL	7.566 87T	7.900 75	9.600 4T	9.533 9T	9.166 27T	9.450 25T	53.215 40
41	626	Simon MALKUS	Southern Canberra	8.833 27T	9.300 33T	8.350 59T	8.800 83T	9.133 30T	8.600 69T	53.016 41
42	399	Lincoln JUNKIEWICZ	Castle Hill RSL	7.266 98	9.233 37T	9.000 27T	9.066 48T	9.066 39T	9.150 43T	52.781 42
43	1819	Yusha HNSARI	Canberra City Gym	8.533 35	8.433 60	8.800 36T	9.133 39T	8.866 50	8.950 56T	52.715 43
44	336	Zane NEWLANDS	Brisbane Grammar	8.333 45T	9.166 41T	9.000 27T	8.433 104	9.066 39T	8.700 66T	52.698 44
45	575	Chris ELLIOT	North Coast Gym	9.000 21T	8.100 69T	8.100 69T	9.000 60T	8.666 61T	9.700 13T	52.566 45
46	658	John CLEVERLY	Super Performance	8.433 40T	8.566 58	8.400 56T	9.166 32T	8.700 57T	9.150 43T	52.415 46
47	625	Marshall MAHER	Southern Canberra	8.233 53	8.133 66T	8.400 56T	9.366 14T	9.066 39T	9.200 37T	52.398 47
48	559	Lyndon EVANOFF	Manly Warringah Gym	8.266 51T	8.066 71T	8.250 62T	9.233 23T	9.400 19T	9.000 54T	52.215 48
49	705	Gabriel UTOMO	Sydney Hills	8.100 56T	8.666 55T	7.750 77T	9.233 23T	9.100 33T	9.350 28T	52.199 49
50T	333	Kai ISTRIA	Brisbane Grammar	8.333 45T	9.400 29T	8.200 64T	8.933 67T	8.200 77T	9.100 48T	52.166 50T

2019 National Clubs Carnival Optionals 1

Individual All Around

Men / E
Session: All

Sep 20-29, 2019







Rank	Num	Name	Gym							AA
50T	249	Xavier ARENA	Australian Academy	8.000 66T	9.000 48	8.350 59T	8.700 89T	8.766 55T	9.350 28T	52.166 50T
52	264	Jimi STOCKDALE	Balance Gymnastics	7.833 70T	9.733 16T	8.550 50T	9.000 60T	7.466 98T	9.250 36	51.832 52
53	381	Youssef ELHOUFY	Canberra City Gym	7.200 100T	9.233 37T	8.450 54T	9.200 28T	9.166 27T	8.450 76T	51.699 53
54	398	Lachlan ARMSON	Castle Hill RSL	6.733 106	8.966 49T	8.250 62T	9.100 41T	9.100 33T	9.350 28T	51.499 54
55	327	Dylan BOREHAM-SMITH	Brisbane Grammar	8.033 64T	9.266 35T	7.700 79T	8.933 67T	8.833 51T	8.700 66T	51.465 55
56	261	Hayden JONES	Balance Gymnastics	8.933 24	8.266 61	7.600 84	9.100 41T	8.400 69T	9.100 48T	51.399 56
57	630	Liam CARROLL	Southern Canberra	7.800 75T	9.533 23T	8.650 46T	8.866 76T	8.066 80T	8.450 76T	51.365 57
58	727	Jasper POWER	The Southport School	7.966 68	9.033 45T	7.000 92T	9.433 12T	9.100 33T	8.750 64T	51.282 58
59	337	Harry SMITH	Brisbane Grammar	7.666 83T	9.333 32	8.500 53	8.300 107	8.833 51T	8.600 69T	51.232 59
60T	659	Oliver PEARSON	Super Performance	8.500 36T	7.166 90T	8.700 43T	9.300 17T	8.533 66	9.000 54T	51.199 60T
60T	498	Joseph COYER	Lawnton Academy Gym	7.433 93T	8.233 62	8.750 42	8.700 89T	8.933 46T	9.150 43T	51.199 60T
62	250	Oliver GRANIERO	Australian Academy	7.000 104	9.733 16T	8.950 31T	9.100 41T	9.100 33T	7.250 105	51.133 62
63	339	Alistair ROBERTSON	Brisbane Grammar	7.766 78T	9.233 37T	7.650 82T	9.066 48T	9.000 45	8.400 80T	51.115 63
64	380	Hugo UREN	Canberra City Gym	7.733 80T	8.200 63T	8.600 48T	8.766 87T	9.366 21T	8.350 85T	51.015 64
65	377	Samuel SCURR	Canberra City Gym	7.700 82	8.966 49T	8.800 36T	8.933 67T	7.966 85T	8.550 73	50.915 65
66	679	Thilan PERERA	Sydney Gym Centre	7.833 70T	8.866 52T	8.350 59T	9.233 23T	9.100 33T	7.500 101	50.882 66
67	382	Jake Mark ELSEGOOD	Canberra City Gym	7.200 100T	7.466 83T	8.550 50T	9.133 39T	9.333 23	9.150 43T	50.832 67
68	429	Noah SILJANOSKI	Gold Coast Gym	8.100 56T	8.800 54	8.000 71	8.700 89T	8.700 57T	8.450 76T	50.750 68
69	665	Zac SULLIVAN	Super Performance	8.566 33T	7.300 87T	8.550 50T	8.933 67T	8.133 79	9.200 37T	50.682 69
70	338	Josiah STEVENSON	Brisbane Grammar	8.500 36T	9.166 41T	7.700 79T	8.266 108	8.400 69T	8.600 69T	50.632 70
71	248	Julien RIZZO	Australian Academy	7.833 70T	9.666 20	7.850 74T	8.866 76T	8.600 65	7.800 96T	50.615 71
72	574	Jonty HARRINGTON	Maroochy Beach Gym	9.166 14T	8.133 66T	7.700 79T	9.666 4	7.533 93T	8.350 85T	50.548 72
73	263	Orlando MIRAGLIA	Balance Gymnastics	7.066 103	8.200 63T	8.850 34T	8.466 102T	8.633 63T	9.300 34T	50.515 73
74	660	Aston BRATLEY	Super Performance	9.200 13	6.400 100	8.800 36T	9.000 60T	7.833 91	9.200 37T	50.433 74
75	329	Xavier EASTON	Brisbane Grammar	8.266 51T	8.033 73T	7.500 85T	9.566 6T	8.066 80T	8.600 69T	50.031 75

2019 National Clubs Carnival Optionals 1

Individual All Around

Men / E
Session: All

Sep 20-29, 2019







Rank	Num	Name	Gym							AA
76	560	Alexey NAIDION	Manly Warringah Gym	7.666 83T	7.766 79	8.700 43T	9.166 32T	9.066 39T	7.650 99	50.014 76
77	700	Xavier SCHEEPERS	Sydney Hills	8.766 29	5.633 102T	8.150 66T	9.300 17T	8.433 68	9.600 16T	49.882 77
78	434	Oliver DEANS	Gungahlin Gymnastics	9.366 6T	8.666 55T	5.650 107	9.066 48T	7.966 85T	9.100 48T	49.814 78
79	258	Parker STREBINGER	Balance Gymnastics	7.800 75T	8.133 66T	8.450 54T	8.933 67T	7.100 104	9.150 43T	49.566 79
80	432	Lachlan NEWMAN	Gungahlin Gymnastics	8.366 43T	7.633 81	6.750 99	9.300 17T	8.700 57T	8.700 66T	49.449 80
81	594	Oliver JONES	Shire Gymnastics	8.300 48T	6.933 93	7.650 82T	8.966 64T	8.366 71T	9.200 37T	49.415 81
82	259	Luke MUSCROFT	Balance Gymnastics	8.066 61T	7.800 78	7.750 77T	8.700 89T	8.000 83T	8.850 62T	49.166 82
83	500	Vincent LARKIN	Lawnton Academy Gym	7.766 78T	7.066 92	8.150 66T	9.200 28T	7.666 92	8.900 59T	48.748 83
84	629	Mason HARRIOTT	Southern Canberra	8.400 42	6.200 101	7.800 76	8.966 64T	8.366 71T	8.750 64T	48.482 84
85	730	Thomas WEBSTER	The Southport School	8.433 40T	8.033 73T	7.250 91	8.900 73T	7.866 89T	7.900 94T	48.382 85
86	325	Micael CROOKES	Brisbane Grammar	7.433 93T	7.733 80	7.950 72	8.466 102T	8.666 61T	8.050 93	48.298 86
87	701	Alexander GRITSANOV	Sydney Hills	8.000 66T	7.466 83T	6.950 95	9.066 48T	8.333 73T	8.450 76T	48.265 87
88	628	Liam MARCHANT	Southern Canberra	7.233 99	7.166 90T	8.150 66T	8.966 64T	8.200 77T	8.300 87T	48.015 88
89	245	Cenz ALFONSO	Australian Academy	7.600 85T	7.833 77	7.500 85T	8.766 87T	7.900 88	8.400 80T	47.999 89
90	632	Hayden CANTWELL	Southern Canberra	7.833 70T	7.300 87T	7.450 88T	8.700 89T	8.333 73T	8.150 90T	47.766 90
91	627	Matthew HOSKINSON	Southern Canberra	7.733 80T	7.266 89	7.900 73	8.700 89T	7.400 100T	8.400 80T	47.399 91
92	330	Henry HARRIS	Brisbane Grammar	7.466 92	6.866 95T	8.100 69T	8.333 106	8.300 75	8.300 87T	47.365 92
93	251	Elliott WALLACE	Australian Academy	8.333 45T	7.400 85T	6.400 101T	8.866 76T	7.533 93T	8.100 92	46.632 93
94	633	Beau GIBSON	Southern Canberra	7.500 91	7.866 76	6.850 96T	8.600 99T	7.500 95T	8.200 89	46.516 94
95	576	Oscar NISSEN	North Coast Gym	8.200 54	6.733 98T	6.800 98	8.800 83T	7.466 98T	8.500 74T	46.499 95
96	262	Aaron CUMMING	Balance Gymnastics	7.533 89T	6.733 98T	7.450 88T	8.400 105	7.333 102	8.850 62T	46.299 96
97	728	Jack MANTON	The Southport School	6.266 108	9.033 45T	6.600 100	9.166 32T	7.400 100T	7.800 96T	46.265 97
98	335	Eli HOLLEY	Brisbane Grammar	7.333 96T	7.500 82	6.850 96T	8.866 76T	7.500 95T	7.600 100	45.649 98
99	334	Hugo FORBES	Brisbane Grammar	6.300 107	8.100 69T	6.300 105	8.700 89T	8.466 67	7.150 107	45.016 99
100	1824	Riley ROMERO-FERRE	Southern Canberra	8.066 61T	5.266 104	7.000 92T	9.166 32T	8.066 80T	7.300 103T	44.864 100

2019 National Clubs Carnival Optionals 1

Individual All Around

Men / E
Session: All

Sep 20-29, 2019

Rank	Num	Name	Gym							AA
101	435	Eroni CAMAIVUNA	Gungahlin Gymnastics	8.066 61T	6.866 95T	5.900 106	9.000 60T	6.866 106T	8.150 90T	44.848 101
102	731	Massimo ABELA	The Southport School	7.100 102	6.866 95T	7.000 92T	8.633 98	7.933 87	7.300 103T	44.832 102
103	710	Zephyr TRACEY	Territory Gymnastics	7.333 96T	4.900 107	7.300 90	8.866 76T	8.000 83T	8.400 80T	44.799 103
104	433	Bailey RHODES	Gungahlin Gymnastics	7.533 89T	6.900 94	5.150 108	9.166 32T	6.966 105	7.800 96T	43.515 104
105	326	Jackson HOLLEY	Brisbane Grammar	6.900 105	5.633 102T	7.500 85T	8.600 99T	6.466 108	7.900 94T	42.999 105
106	260	Percy WOOD	Balance Gymnastics	7.833 70T	5.066 106	6.400 101T	8.700 89T	7.200 103	7.400 102	42.599 106
107	678	Levi LAM	Sydney Gym Centre	8.100 56T	5.200 105	6.350 103T	8.800 83T	6.866 106T	7.200 106	42.516 107
108	676	Roberio BARBOZA	Sydney Gym Centre	7.400 95	2.400 108	6.350 103T	9.100 41T	7.500 95T	6.750 108	39.500 108
109*	726	Nicholas GRAHAM	The Southport School	— 109*	— 109*	— 109*	— 109*	— 109*	— 109*	0.000 109*
109*	729	Claude CHABERT	The Southport School	— 109*	— 109*	— 109*	— 109*	— 109*	— 109*	0.000 109*
109*	332	Asher LEVY	Brisbane Grammar	— 109*	— 109*	— 109*	— 109*	— 109*	— 109*	0.000 109*
109*	383	Marcus BURTENSHAW	Canberra City Gym	— 109*	— 109*	— 109*	— 109*	— 109*	— 109*	0.000 109*