







MAG National Clubs 2018 Div C,D,E Day 2

Team Results

Men / D / All Ages

Session: All

Sep 30 - Oct 5, 2018







Rank	Gym	Team	Score						
1	Sydney Hills	SHG	177.062	30.066	29.366	29.766	28.333	30.299	29.232
				3	1	2	3	4	5
	702 Tom ZURCHER		10.266			9.933	9.600		9.833
	704 Marcus GLEESON		10.000	10.100	10.000			10.366	9.666
	700 Varchas MALIK		9.800	9.200			9.333		
	703 Ryley WILSON			10.066			9.400	10.300	9.733
	705 Igor ZADRUTSKY					9.833		9.633	
2	Shire Gymnastics	SHI	176.695	30.266	27.465	29.466	27.799	31.200	30.499
				1	5	3	6T	1	1
	594 Sam COOK		10.400				9.166	10.300	9.933
	591 Lucas ROBERSON		10.166	9.466	9.700	9.233	10.400		10.300
	596 William BOHRINGER		9.700	8.933	9.500				10.266
	592 Chase CROSS			9.066	10.266	9.400	10.500		
3	Gold Coast Gym	A	175.494	30.166	26.699	30.065	27.799	30.866	29.899
				2	9	1	6T	2	2
	448 James WOOD		10.333	9.100	10.533	9.500	10.400		10.166
	444 Kane RODWAY		10.333	9.433	10.266		10.466		10.133
	450 River EDGLEY		9.500		9.266	9.133			9.600
	446 Payten PLUM			8.166					
	451 Aidan FINN					9.166	10.000		
4	Southern Canberra	T1	171.895	27.799	28.600	28.366	28.199	30.333	28.598
				7	2	5T	4	3	7
	628 Emerson BASILEO		9.600	9.200				9.300	
	626 Timothy MCKAY		9.133		9.633	9.033	10.533		
	625 William DOLMAN		9.066			9.700			9.866
	622 Conor EDWARDS			9.800	9.233		10.500		9.666
	629 Liam BRENNAN			9.600		9.466			
	621 Seth WORLDON				9.500				9.066
5	Manly Warringah Gym	A	169.528	28.966	25.633	28.366	26.965	29.999	29.599
				4	12	5T	18	5	3
	562 John CARROLL		10.000			9.700	9.166	10.400	10.066
	558 Ryan Andrew BARNES		9.700	8.533	9.400	8.966	9.466		
	559 Nicholas EVANOFF		9.266	8.400	9.266	8.833	10.133		10.300
	560 William STEVENSON			8.700					9.233

MAG National Clubs 2018 Div C,D,E Day 2

Team Results

Men / D / All Ages
Session: All

Sep 30 - Oct 5, 2018

Rank	Gym	Team	Score						
6	Australian Academy	AAC	168.462	28.965	26.833	28.133	27.666	29.500	27.365
				5	7T	7	8T	7	11
	257	Bailey MCCAUGHEY	9.933	9.533	9.200			10.000	8.966
	258	Marcello ROMEO	9.666	8.800	9.500	9.366		9.600	9.266
	259	Anton MAKARENKO	9.366	8.500	9.433				
	1764	Jett PREISS					9.200	9.900	9.133
	260	Valentino ROMEO					9.100		
7	Super Performance	SPC	167.560	27.166	27.399	26.632	28.932	29.799	27.632
				9	6	13	1	6	9T
	653	Sunny RONALDSON	9.900	9.666	9.500	9.666		10.066	9.966
	654	Reyne PAKOTI	9.233		8.966			9.733	8.900
	651	Koen ANDERSON	8.033	9.500	8.166	9.533		10.000	
	649	Liam MCKENZIE-MCHARG		8.233					
	650	Hugh O'HANLON					9.733		8.766
8	Canberra City Gym	CCG	165.592	27.032	25.899	27.065	27.599	29.265	28.732
				11	11	11	10	8	6
	401	Caelan RICHES	9.266		9.233	9.533			9.233
	400	Joshua GALANG	8.900	8.900	9.066	9.100			9.566
	402	Chase SANDERSON	8.866		8.766			10.366	
	403	William HUNT		8.633				10.133	9.933
	399	Ethan JONES		8.366				8.766	
	398	Austin BROWN					8.966		
9	Swan Districts Gym	SWA	163.524	27.298	27.932	27.532	26.932	26.765	27.065
				8	3	9	19	15	12
	670	Jet MATICH	9.266		9.033	9.166	9.066		9.433
	671	Trey MACDOUGALL-HULL	9.166			9.033			8.966
	672	Kyan MACDOUGALL-HULL	8.866	8.966	9.366				
	673	Nicholas ATKINSON		9.766	9.133			8.933	8.666
	674	Elijah CICCHINI		9.200			8.733	8.766	
10	Dolphin Gymnastics	DOL	162.160	27.132	23.999	26.266	27.899	27.432	29.432
				10	14	17	5	12	4
	132	Nicolas CHANTURIA	9.700	7.800	9.733	9.566	10.600		10.433
	196	Lachlan WOODWORTH	8.766			9.100	8.466		9.666
	199	Cameron ENGLAND	8.666	8.233					
	143	Shem ALYOUSEF		7.966			9.233		9.333
	114	Jai DODD				8.333		8.366	
	1763	Vladyslav HANIEV				8.200			







MAG National Clubs 2018 Div C,D,E Day 2

Page: 3
Printed: 10/5/2018 5:28:45 PM

Team Results

Men / D / All Ages
Session: All

Sep 30 - Oct 5, 2018

Rank	Gym	Team	Score						
11	Brisbane Grammar	T1	161.129	26.266	26.833	26.499	26.866	28.566	26.099
				13	7T	15	20	9	15
	343	Tennyson COLLAS-FORD	9.033	9.200	9.000			9.166	8.000
	329	Hugo O'BRIEN	8.700	9.100	8.766	9.200		9.400	
	335	Lachlan RUSSELL	8.533						9.233
	338	Oliver POOLER		8.533		8.933	10.000		
	330	Zac WELSH			8.733	8.733			8.866
12	Sydney Gym Centre	SGC	160.461	27.866	23.366	26.365	27.666	27.366	27.832
				6	17	16	8T	13	8
	681	Gabriel NARAYAN	9.700	7.766		9.300		9.433	10.033
	685	Logan CASHEL	9.133	8.100	9.133				
	683	Elijah BARROS	9.033	7.500	8.566			8.733	8.433
	684	Nicolas DIAZ BALLAS			8.666	9.300	9.200		9.366
	682	Tristan CURRALL				9.066			
13	Kingborough GymSport	KIN	159.881	26.066	27.665	25.933	27.066	25.519	27.632
				15	4	18	15	18	9T
	494	Riley FENN	9.800	9.866	8.733	9.000		8.120	9.966
	496	Lachlan KEMMIS-COLE	8.466	8.833	8.500			8.866	
	499	Jude COBURN	7.800			9.066			8.966
	498	Christopher BLACK		8.966		9.000	8.533		8.700
	497	William LANE			8.700				
14	High Flyers	HIG	158.695	26.199	24.032	28.866	26.599	27.300	25.699
				14	13	4	22	14	16
	475	Jack DE GAYE	9.266	8.733	9.900			9.800	9.800
	477	Patriac FOGARTY	8.500	7.866		8.933	9.300		
	478	Zak DAVID-MOSS	8.433		9.400	8.466	8.200		
	474	Phoenix BUKTENICA		7.433	9.566	9.200			8.766
	476	Jarred BRUNELLO							7.133
15	Allstar Gym Academy	T1	157.696	25.733	23.399	28.033	27.399	27.566	25.566
				16	16	8	11	11	17
	249	Jayden PALMER	9.033	8.066	9.600	9.233		9.833	8.833
	244	Dominic WEBBER	8.500		9.400				8.300
	241	Noah ROWBOTHAM	8.200					8.500	
	247	Andy SHELTON		7.733	9.033	8.800	9.233		
	250	William BUTLER		7.600					8.433
	248	Macauley LOCKE					9.366		

MAG National Clubs 2018 Div C,D,E Day 2







Page: 4
Printed: 10/5/2018 5:28:46 PM

Team Results

Men / D / All Ages

Session: All

Sep 30 - Oct 5, 2018

Rank	Gym	Team	Score						
16	Albany Creek Gym	T1	155.061	26.899	22.232	27.399	26.999	24.766	26.766
				12	20	10	17	21	14
	215 Lachlan KELLY		9.300	7.766	9.100	9.033	7.766	9.300	
	218 Kayne PARTON		8.966	6.733	9.366	8.733	8.600	8.766	
	217 James WRAIGHT		8.633	7.733	8.933		8.400	8.700	
	213 Patrick ELGEY					9.233			
17	BTYC Gymnastics	BTY	152.959	25.399	23.866	25.532	27.332	26.098	24.732
				19	15	20	12	17	18
	371 Toby CORR		8.700	6.700	9.266	9.300	8.566	7.433	
	369 William ASHCROFT		8.433	8.500	8.866	9.266	9.066	8.666	
	373 Aamon PALANGIO		8.266			8.766			
	370 Joey SCALE			8.666				8.633	
	372 Mark SASSINE				7.400		8.466		
18	Gold Coast Gym	B	151.296	25.566	22.066	25.866	26.466	24.466	26.866
				18	21	19	23	22	13
	159 Tima KORIN		8.866	6.433	7.733	8.800		8.333	
	447 Diesel MILNE		8.600	7.833	9.000	8.466	8.800	9.133	
	105 Hugo HOWARD		8.100		9.133	9.200	7.633	9.400	
	135 Bronson HOWARD			7.800			8.033		
19	Brisbane Grammar	T2	148.828	24.932	26.000	26.599	24.332	23.833	23.132
				22	10	14	28	23	24
	342 Oskar PRIEST		8.933	9.200	8.933	8.333	8.800	7.833	
	340 Maxim BLACKER		8.133			8.166			
	333 Christian WATERHOUSE		7.866	8.600	9.200	7.833	7.833	7.833	
	336 Harrison PEARSE			8.200	8.466		7.200	7.466	
20	Castle Hill RSL	CAS	147.160	23.565	20.533	24.732	27.099	27.665	23.566
				24	25	22	14	10	22
	412 Xavier MAUCERI		9.466	6.933	9.066	8.600	9.666	9.733	
	413 Isaac SO		8.366	7.700	8.966	9.233	10.433	9.000	
	414 Max LANCASTER		5.733	5.900	6.700	9.266	7.566	4.833	
21	VIC HPC	VIC	146.928	24.333	23.199	23.566	27.032	26.099	22.699
				23	18	24	16	16	25
	531 Oliver DUNCAN		9.333	7.000	8.033	8.966	9.033	7.233	
	532 William HANSEN-COOPE		8.700	8.066	8.033	8.833	9.500	8.266	
	530 Joshua HABJAN		6.300	8.133	7.500	9.233	7.566	7.200	







MAG National Clubs 2018 Div C,D,E Day 2

Page: 5
Printed: 10/5/2018 5:28:46 PM

Team Results

Men / D / All Ages
Session: All

Sep 30 - Oct 5, 2018







Rank	Gym	Team	Score						
22	Manly Warringah Gym	B	146.762	25.599	22.833	25.499	26.033	22.299	24.499
				17	19	21	25	27	19
	564 Christian CULLEN		9.500	8.133	8.966	8.733	6.333	8.300	
	565 James Jackson BLACK		8.066	7.600	7.933	8.500	7.133	8.066	
	563 Jack FALZON		8.033	7.100	8.600	8.800	8.833	8.133	
23	Woden Valley Gym	WV	144.928	25.332	21.732	22.766	26.066	24.933	24.099
				21	23	26	24	20	20
	718 Harry PHILLIPS		8.833	7.933	8.633	8.933	8.833	9.533	
	719 Joshua VAN DAM		8.333	6.533	6.200	8.733	7.400	7.100	
	717 Patrick COLLINS		8.166	7.266	7.933	8.400	8.700	7.466	
24	Southern Canberra	T2	144.393	22.899	21.899	23.332	28.699	23.498	24.066
				26	22	25	2	24	21
	630 Adrian MOROSIN		7.733		7.200		6.866		
	624 Hugh HELLIWELL		7.666	7.200	9.266	9.366	8.666	8.500	
	627 Ari SHAW-VELZEN		7.500	9.166	6.866	9.633	7.966	7.166	
	631 Ryan NAVIN			5.533		9.700		8.400	
25	Northern Districts	NDG	143.361	25.365	21.266	26.666	25.332	25.132	19.600
				20	24	12	27	19	28
	576 Thomas BARRAM		8.733	6.500	8.800	7.666	6.866	5.300	
	578 Ethan WRIGHT		8.566	9.000	9.100	8.433	9.433	7.700	
	577 Benjamin ELLIS		8.066	5.766	8.766	9.233	8.833	6.600	
26	Brisbane Grammar	T3	138.828	22.699	19.032	23.899	26.700	23.332	23.166
				27	26	23	21	25	23
	331 Lev GAYDARENKO		7.866		7.866	8.500	7.933	8.000	
	341 Jeremy USBACK		7.833	5.966	8.200		7.433		
	337 Jake EWIN		7.000			9.200		8.200	
	334 Luca WATERHOUSE			7.533	7.833		7.966	6.966	
	332 Zachary THOMAS			5.533		9.000			
27	Albany Creek Gym	T2	120.262	21.600	13.966	17.399	25.566	19.798	21.933
				28	27	28	26	28	26
	219 Kai JONES		8.400	5.966	6.600	8.800	7.866	8.500	
	221 Jakoby WAKELIN		7.400	4.000	5.766	8.300	5.366	6.900	
	216 William ROOTS		5.800	4.000	5.033		6.566	6.533	
	214 Joshua ROSE					8.466			

MAG National Clubs 2018 Div C,D,E Day 2

Team Results

Men / D / All Ages
Session: All

Sep 30 - Oct 5, 2018

Rank	Gym	Team	Score						
28	Allstar Gym Academy	T2	116.764	23.100	0.000	21.600	27.232	22.966	21.866
				25	28	27	13	26	27
436	Bryce NEIGHBOUR			7.900		7.600			
245	James HOOPER			7.600			8.933	8.233	8.066
243	Andrew KISIEL			7.600		7.400	9.066	6.733	6.900
246	Samuel MCKEON					6.600		8.000	6.900
242	Simon COOK						9.233		