







MAG National Clubs 2018 Div C,D,E Day 1

Team Results

Sep 30 - Oct 6, 2018

Men / D
Session: All







Rank	Gym	Team	Score						
1	Gold Coast Gym	A	180.313	30.499 3	29.499 4	30.433 1	28.800 11	30.532 3	30.550 1
	444 Kane RODWAY			10.600	9.833	10.300		10.500	10.450
	448 James WOOD			10.033	10.266	10.533	9.700	10.566	10.500
	451 Aidan FINN			9.866	9.400		9.600	9.466	
	450 River EDGLEY					9.600	9.500		9.600
2	Shire Gymnastics	SHI	180.047	30.699 2	29.966 2T	29.000 3	28.900 10	31.032 1	30.450 2
	591 Lucas ROBERSON			10.366	10.533			10.533	10.000
	594 Sam COOK			10.300	10.033	10.000	9.500	10.633	10.600
	593 Daniel GOLDSMITH			10.033		9.200		9.866	
	592 Chase CROSS				9.400	9.800			9.850
	596 William BOHRINGER						9.800		
	595 Daniel AMROMIN						9.600		
3	Sydney Hills	SHG	180.029	30.849 1	29.966 2T	29.232 2	29.099 5T	30.833 2	30.050 3
	702 Tom ZURCHER			10.633	9.833	9.600	9.633	10.733	10.350
	704 Marcus GLEESON			10.350	10.533	9.866			10.050
	700 Varchas MALIK			9.866	9.600				
	705 Igor ZADRUTSKY					9.766	9.733	9.900	
	701 Indiana CHAPMAN						9.733		
	703 Ryley WILSON							10.200	9.650
4	Manly Warringah Gym	A	173.613	29.933 4	28.632 8	28.533 6	27.699 22	29.066 4	29.750 4
	562 John CARROLL			10.100	9.833	9.700	9.300	9.233	10.100
	558 Ryan Andrew BARNES			10.000	9.433	9.800	9.066	9.933	9.550
	559 Nicholas EVANOFF			9.833		9.033	9.333	9.900	10.100
	561 Toby COLLINSON				9.366				
5	Southern Canberra	T1	173.178	28.498 7	30.466 1	28.866 5	29.032 7	28.666 5	27.650 9T
	628 Emerson BASILEO			10.166		9.566	9.566	9.700	8.950
	626 Timothy MCKAY			9.366		9.600		9.800	
	629 Liam BRENNAN			8.966	10.100				
	622 Conor EDWARDS				10.600	9.700		9.166	9.750
	625 William DOLMAN				9.766		9.666		8.950
	621 Seth WORLDON						9.800		

MAG National Clubs 2018 Div C,D,E Day 1

Team Results

Sep 30 - Oct 6, 2018

Men / D
Session: All







Rank	Gym	Team	Score						
6	Australian Academy	AAC	169.778	28.899	28.932	28.299	29.266	28.132	26.250
				5	6	8	1	8	13
	257 Bailey MCCAUGHEY		10.133	9.833	9.366	9.800	9.733		
	1764 Jett PREISS		9.433			9.733	8.866	8.500	
	258 Marcello ROMEO		9.333	9.666	9.433		9.533	8.850	
	259 Anton MAKARENKO			9.433	9.500	9.733			
	260 Valentino ROMEO								8.900
7	Super Performance	SPC	169.097	28.533	29.066	26.433	28.999	28.066	28.000
				6	5	16	8T	10	8
	653 Sunny RONALDSON		10.133	9.700	9.600	9.666	10.100	9.500	
	654 Reyne PAKOTI		9.900		8.433	9.633	9.300	9.600	
	651 Koen ANDERSON		8.500	10.066	8.400		8.666	8.900	
	649 Liam MCKENZIE-MCHARG			9.300					
	650 Hugh O'HANLON					9.700			
8	Canberra City Gym	CCG	168.710	26.898	27.532	28.532	28.699	28.299	28.750
				12	12	7	13	6	5
	403 William HUNT		9.166	9.166			9.233	9.550	
	402 Chase SANDERSON		8.866		9.733		9.833	9.950	
	401 Caelan RICHES		8.866		9.566	9.566			
	400 Joshua GALANG			9.733	9.233	9.700		9.250	
	398 Austin BROWN			8.633					
	399 Ethan JONES					9.433	9.233		
9	Swan Districts Gym	SWA	167.011	28.299	28.732	27.732	28.465	26.933	26.850
				8	7	11	14	13	11
	671 Trey MACDOUGALL-HULL		9.600		9.133		8.333	7.950	
	670 Jet MATICH		9.533	9.800	9.366	9.466	9.600	9.600	
	673 Nicholas ATKINSON		9.166					9.300	
	672 Kyan MACDOUGALL-HULL			9.866	9.233	9.466	9.000		
	674 Elijah CICCHINI			9.066		9.533			
10	Kingborough GymSport	KIN	166.111	26.533	27.865	26.566	29.232	28.265	27.650
				15	10	15	2	7	9T
	494 Riley FENN		9.633	10.166	8.866	9.833	10.066	9.900	
	497 William LANE		8.500		9.000	9.633			
	496 Lachlan KEMMIS-COLE		8.400	8.466			9.266		
	498 Christopher BLACK			9.233			8.933	9.150	
	499 Jude COBURN				8.700	9.766		8.600	

MAG National Clubs 2018 Div C,D,E Day 1

Team Results

Sep 30 - Oct 6, 2018

Men / D
Session: All







Rank	Gym	Team	Score						
11	Brisbane Grammar	T1	163.645	26.932	28.066	25.899	29.099	27.199	26.450
				11	9	18	5T	11	12
	329	Hugo O'BRIEN		9.133	10.433	8.133		8.866	8.200
	335	Lachlan RUSSELL		8.966	8.800			9.333	9.350
	343	Tennyson COLLAS-FORD		8.833		9.466	9.533		
	338	Oliver POOLER			8.833			9.000	
	330	Zac WELSH				8.300	9.766		8.900
	339	Ty SIMPSON-WYLDE					9.800		
12	Sydney Gym Centre	SGC	161.960	27.666	24.465	26.065	29.165	26.399	28.200
				9	19	17	4	15	7
	685	Logan CASHEL		9.500		9.266	9.766	7.833	
	683	Elijah BARROS		9.166	7.933	8.566	9.633		9.300
	684	Nicolas DIAZ BALLAS		9.000	7.966			9.466	9.300
	686	Marshall PEREIRA			8.566		9.766		
	681	Gabriel NARAYAN				8.233		9.100	9.600
13	High Flyers	HIG	161.613	26.733	26.999	28.899	29.199	25.933	23.850
				14	13	4	3	16	21
	475	Jack DE GAYE		9.533	9.466	9.900		9.500	8.700
	478	Zak DAVID-MOSS		8.700			9.866		
	476	Jarred BRUNELLO		8.500				7.900	
	477	Patriac FOGARTY			8.933	9.566	9.733	8.533	6.800
	474	Phoenix BUKTENICA			8.600	9.433	9.600		8.350
14	Dolphin Gymnastics	DOL	160.044	26.399	23.732	27.266	27.265	27.032	28.350
				16	21	13	27	12	6
	132	Nicolas CHANTURIA		10.066	8.033	10.000	9.533	9.733	10.350
	199	Cameron ENGLAND		8.233		8.533	8.866		
	196	Lachlan WOODWORTH		8.100			8.866	8.666	9.200
	1763	Vladyslav HANIEV			7.966				8.800
	143	Shem ALYOUSEF			7.733				
	114	Jai DODD				8.733		8.633	
15	Manly Warringah Gym	B	157.512	26.765	26.066	28.166	28.199	23.266	25.050
				13	14	9	19T	23T	18
	564	Christian CULLEN		9.266	9.033	9.500	9.400	8.000	8.750
	563	Jack FALZON		9.033	8.333	9.833	9.333	7.833	7.900
	565	James Jackson BLACK		8.466	8.700	8.833	9.466	7.433	8.400

MAG National Clubs 2018 Div C,D,E Day 1

Team Results

Sep 30 - Oct 6, 2018

Men / D
Session: All

Rank	Gym	Team	Score						
16	Allstar Gym Academy	T1	156.711	25.699 18	22.832 23	27.799 10	28.399 16	26.432 14	25.550 17
	249 Jayden PALMER			9.066	7.833	9.266	9.366	9.266	9.050
	241 Noah ROWBOTHAM			8.633		9.233	9.633	8.300	8.150
	244 Dominic WEBBER			8.000	6.933	9.300		8.866	
	247 Andy SHELTON				8.066				
	250 William BUTLER						9.400		8.350
17	Castle Hill	CAS	154.979	23.132 24	24.833 16	25.599 20T	27.466 26	28.099 9	25.850 14
	412 Xavier MAUCERI			9.033	10.133	9.566	9.066	10.566	10.350
	413 Isaac SO			8.266	8.200	9.400	9.200	9.900	9.450
	414 Max LANCASTER			5.833	6.500	6.633	9.200	7.633	6.050
18	Brisbane Grammar	T2	154.661	25.032 21	27.665 11	26.999 14	28.766 12	23.699 21	22.500 26
	333 Christian WATERHOUSE			8.466	9.233	9.066	9.700	8.100	7.400
	342 Oskar PRIEST			8.366	9.566	9.033	9.433	8.233	7.900
	336 Harrison PEARSE			8.200	8.866	8.900	9.633	7.366	
	340 Maxim BLACKER								7.200
19	Gold Coast Gym	B	152.977	24.499 23	24.732 17	25.665 19	27.499 25	24.932 17	25.650 16
	159 Tima KORIN			8.833		8.666	9.500	8.166	8.950
	447 Diesel MILNE			8.633	8.166	7.766	9.233	8.633	9.150
	105 Hugo HOWARD			7.033	8.066	9.233	8.766	8.133	7.550
	135 Bronson HOWARD				8.500				
20	Albany Creek Gym	T1	152.228	25.432 19	20.866 25	27.332 12	28.432 15	24.366 18	25.800 15
	215 Lachlan KELLY			9.066	6.733	9.000	9.533	7.200	8.900
	217 James WRAIGHT			8.233	7.433	9.166		7.833	
	218 Kayne PARTON			8.133	6.700	9.166	9.666	9.333	8.450
	220 Elias JUPP						9.233		
	213 Patrick ELGEY								8.450
21	Northern Districts	NDG	151.627	27.266 10	24.498 18	24.666 22	28.232 18	24.265 20	22.700 25
	577 Benjamin ELLIS			9.433	6.966	8.500	9.633	7.566	7.750
	576 Thomas BARRAM			9.033	7.766	8.100	9.266	7.266	5.850
	578 Ethan WRIGHT			8.800	9.766	8.066	9.333	9.433	9.100







MAG National Clubs 2018 Div C,D,E Day 1

Page: 5
Printed: 10/4/2018 4:02:38 PM

Team Results

Sep 30 - Oct 6, 2018

Men / D
Session: All







Rank	Gym	Team	Score						
22	VIC HPC	VIC	150.612	25.765 17	25.399 15	22.799 26	27.566 24	24.333 19	24.750 20
	531	Oliver DUNCAN		9.566	7.300	7.666	9.200	7.000	8.100
	532	William HANSEN-COOPE		9.366	9.033	7.833	9.033	9.100	9.150
	530	Joshua HABJAN		6.833	9.066	7.300	9.333	8.233	7.500
23	BTYC Gymnastics	BTY	148.577	25.232 20	22.165 24	25.599 20T	28.999 8T	23.032 25	23.550 22
	371	Toby CORR		8.566	7.366	8.833	9.766		7.900
	369	William ASHCROFT		8.366	8.866	8.966	9.700	8.800	6.900
	372	Mark SASSINE		8.300	5.933	7.800	9.533		
	370	Joey SCALE						7.866	8.750
	373	Aamon PALANGIO						6.366	
24	Southern Canberra	T2	147.211	22.865 25T	24.199 20	24.198 24	28.233 17	22.866 27	24.850 19
	624	Hugh HELLIWELL		8.466	7.333	8.966	9.600	7.400	8.450
	627	Ari SHAW-VELZEN		7.266	9.700	7.966		7.866	
	630	Adrian MOROSIN		7.133	7.166	7.266	9.200		8.150
	631	Ryan NAVIN					9.433	7.600	8.250
25	Brisbane Grammar	T3	144.245	22.499 27	23.132 22	24.399 23	28.199 19T	23.266 23T	22.750 24
	331	Lev GAYDARENKO		8.200	6.766	8.666	9.233	7.933	8.200
	341	Jeremy USBACK		7.333	7.900	8.400	9.633		6.550
	337	Jake EWIN		6.966		7.333	9.333	7.733	8.000
	334	Luca WATERHOUSE			8.466			7.600	
26	Woden Valley Gym	WV	139.577	24.666 22	18.898 26	23.332 25	26.065 28	23.366 22	23.250 23
	718	Harry PHILLIPS		8.733	8.266	8.500	9.033	8.900	9.600
	719	Joshua VAN DAM		8.100	3.366	7.166	8.666	6.033	6.400
	717	Patrick COLLINS		7.833	7.266	7.666	8.366	8.433	7.250
27	Allstar Gym Academy	T2	123.945	22.865 25T	8.700 28	21.233 28	27.732 21	22.965 26	20.450 28
	245	James HOOPER		8.066	2.800		9.033	8.733	8.400
	436	Bryce NEIGHBOUR		8.066		6.800	9.366		
	246	Samuel MCKEON		6.733	3.100	6.833		7.166	
	243	Andrew KISIEL			2.800	7.600	9.333	7.066	6.350
	242	Simon COOK							5.700

MAG National Clubs 2018 Div C,D,E Day 1

Team Results

Men / D
Session: All

Sep 30 - Oct 6, 2018

Rank	Gym	Team	Score						
28	Albany Creek Gym	T2	123.046	20.599	14.865	21.533	27.599	17.500	20.950
				28	27	27	23	28	27
219	Kai JONES			7.566	7.466	9.100	9.566	7.600	9.050
221	Jakoby WAKELIN			7.300	4.433	7.133	9.133	4.400	6.250
216	William ROOTS			5.733	2.966	5.300	8.900	5.500	5.650