







MAG National Clubs 2018 Div C,D,E Day 1

Meet Results

Sep 30 - Oct 6, 2018

Men / D
Session: 15M,16M,17M
Judge's Signatures







Rank	Num	Name	Gym							AA
1	448	James WOOD	Gold Coast Gym	10.033 11T	10.266 5	10.533 1	9.700 18T	10.566 3T	10.500 2	61.598 1
2	594	Sam COOK	Shire Gymnastics	10.300 5	10.033 10	10.000 3T	9.500 50T	10.633 2	10.600 1	61.066 2
3	444	Kane RODWAY	Gold Coast Gym	10.600 2	9.833 12T	10.300 2	9.333 75T	10.500 6	10.450 3	61.016 3
4	702	Tom ZURCHER	Sydney Hills	10.633 1	9.833 12T	9.600 14T	9.633 26T	10.733 1	10.350 4T	60.782 4
5	704	Marcus GLEESON	Sydney Hills	10.350 4	10.533 2T	9.866 6	9.400 63T	9.833 15T	10.050 9	60.032 5
6	591	Lucas ROBERSON	Shire Gymnastics	10.366 3	10.533 2T	9.133 47T	9.233 92T	10.533 5	10.000 10	59.798 6
7	412	Xavier MAUCERI	Castle Hill	9.033 46T	10.133 7	9.566 18T	9.066 107T	10.566 3T	10.350 4T	58.714 7
8	653	Sunny RONALDSON	Super Performance	10.133 7T	9.700 20T	9.600 14T	9.666 23T	10.100 8	9.500 24	58.699 8
9	494	Riley FENN	Kingborough GymSport	9.633 23	10.166 6	8.866 66	9.833 2T	10.066 9	9.900 12	58.464 9
10	562	John CARROLL	Manly Warringah Gym	10.100 9	9.833 12T	9.700 12T	9.300 85T	9.233 34T	10.100 7T	58.266 10
11	592	Chase CROSS	Shire Gymnastics	9.933 14	9.400 30T	9.800 8T	9.366 69T	9.833 15T	9.850 13T	58.182 11
12	558	Ryan Andrew BARNES	Manly Warringah Gym	10.000 13	9.433 28T	9.800 8T	9.066 107T	9.933 10	9.550 22T	57.782 12
13	132	Nicolas CHANTURIA	Dolphin Gymnastics	10.066 10	8.033 80T	10.000 3T	9.533 44T	9.733 19T	10.350 4T	57.715 13
14	628	Emerson BASILEO	Southern Canberra	10.166 6	9.700 20T	9.566 18T	9.566 40T	9.700 21	8.950 43T	57.648 14
15	670	Jet MATICH	Swan Districts Gym	9.533 28T	9.800 16	9.366 33T	9.466 54T	9.600 22	9.600 17T	57.365 15
16	559	Nicholas EVANOFF	Manly Warringah Gym	9.833 18	9.133 40	9.033 56T	9.333 75T	9.900 11T	10.100 7T	57.332 16
17	257	Bailey MCCAUGHEY	Australian Academy	10.133 7T	9.833 12T	9.366 33T	9.800 4T	9.733 19T	8.400 70T	57.265 17
18	703	Ryley WILSON	Sydney Hills	9.600 24T	9.366 32T	9.366 33T	8.900 117T	10.200 7	9.650 16	57.082 18
19	622	Conor EDWARDS	Southern Canberra	8.800 59T	10.600 1	9.700 12T	8.833 124	9.166 37	9.750 15	56.849 19
20	705	Igor ZADRUTSKY	Sydney Hills	9.666 22	8.900 50	9.766 10	9.733 13T	9.900 11T	8.850 51T	56.815 20
21	475	Jack DE GAYE	High Flyers	9.533 28T	9.466 27	9.900 5	9.366 69T	9.500 24	8.700 60T	56.465 21
22	700	Varchas MALIK	Sydney Hills	9.866 16T	9.600 24	9.466 25T	9.600 34T	8.866 48T	9.000 42	56.398 22
23	596	William BOHRINGER	Shire Gymnastics	9.800 19	9.266 35	9.100 50T	9.800 4T	8.433 63T	9.850 13T	56.249 23
24	593	Daniel GOLDSMITH	Shire Gymnastics	10.033 11T	8.800 54T	9.200 43T	9.233 92T	9.866 14	9.100 37T	56.232 24
25	258	Marcello ROMEO	Australian Academy	9.333 36	9.666 23	9.433 27T	9.400 63T	9.533 23	8.850 51T	56.215 25

MAG National Clubs 2018 Div C,D,E Day 1

Meet Results

Sep 30 - Oct 6, 2018

Men / D
Session: 15M,16M,17M







Rank	Num	Name	Gym							AA
26	402	Chase SANDERSON	Canberra City Gym	8.866 52T	8.300 72	9.733 11	9.266 88T	9.833 15T	9.950 11	55.948 26
27	446	Payten PLUM	Gold Coast Gym	9.600 24T	9.166 38T	9.433 27T	9.133 104T	9.366 28	9.100 37T	55.798 27
28	450	River EDGLEY	Gold Coast Gym	9.466 31	9.033 43T	9.600 14T	9.500 50T	8.466 60T	9.600 17T	55.665 28
29	400	Joshua GALANG	Canberra City Gym	8.600 67	9.733 19	9.233 39T	9.700 18T	9.033 41T	9.250 32	55.549 29
30	654	Reyne PAKOTTI	Super Performance	9.900 15	8.666 59T	8.433 85	9.633 26T	9.300 31	9.600 17T	55.532 30
31	403	William HUNT	Canberra City Gym	9.166 38T	9.166 38T	9.200 43T	9.100 106	9.233 34T	9.550 22T	55.415 31
32	626	Timothy MCKAY	Southern Canberra	9.366 34T	8.966 47T	9.600 14T	9.233 92T	9.800 18	7.900 93T	54.865 32
33	625	William DOLMAN	Southern Canberra	8.366 82T	9.766 17T	9.000 58T	9.666 23T	9.033 41T	8.950 43T	54.781 33
34	578	Ethan WRIGHT	Northern Districts	8.800 59T	9.766 17T	8.066 99T	9.333 75T	9.433 27	9.100 37T	54.498 34
35	413	Isaac SO	Castle Hill	8.266 87	8.200 75T	9.400 31T	9.200 98T	9.900 11T	9.450 25	54.416 35
36	1764	Jett PREISS	Australian Academy	9.433 32T	8.633 61T	9.066 53T	9.733 13T	8.866 48T	8.500 63T	54.231 36
37	329	Hugo O'BRIEN	Brisbane Grammar	9.133 42	10.433 4	8.133 95T	9.433 59T	8.866 48T	8.200 77T	54.198 37
38	673	Nicholas ATKINSON	Swan Districts Gym	9.166 38T	9.033 43T	8.933 63T	9.400 63T	8.200 72	9.300 29T	54.032 38
39	564	Christian CULLEN	Manly Warringah Gym	9.266 37	9.033 43T	9.500 23T	9.400 63T	8.000 78	8.750 57T	53.949 39
40	672	Kyan MACDOUGALL-HULL	Swan Districts Gym	8.833 56T	9.866 11	9.233 39T	9.466 54T	9.000 44T	7.450 109	53.848 40
41	249	Jayden PALMER	Allstar Gym Academy	9.066 43T	7.833 87	9.266 37T	9.366 69T	9.266 32T	9.050 40T	53.847 41
42	271	Clarke WALTERS	Barron Valley Gym	7.600 110	9.500 26	9.533 22	9.500 50T	8.466 60T	8.950 43T	53.549 42
43	532	William HANSEN-COOPER	VIC HPC	9.366 34T	9.033 43T	7.833 108	9.033 110T	9.100 38T	9.150 34T	53.515 43
44	651	Koen ANDERSON	Super Performance	8.500 70T	10.066 9	8.400 86T	8.900 117T	8.666 55T	8.900 47T	53.432 44
45	629	Liam BRENNAN	Southern Canberra	8.966 50T	10.100 8	8.133 95T	9.200 98T	8.133 74T	8.800 55T	53.332 45
46	259	Anton MAKARENKO	Australian Academy	9.166 38T	9.433 28T	9.500 23T	9.733 13T	7.300 114	8.000 86T	53.132 46
47	684	Nicolas DIAZ BALLAS	Sydney Gym Centre	9.000 49	7.966 83T	8.033 101T	9.300 85T	9.466 25T	9.300 29T	53.065 47
48	718	Harry PHILLIPS	Woden Valley Gym	8.733 62	8.266 73T	8.500 83T	9.033 110T	8.900 47	9.600 17T	53.032 48
49	560	William STEVENSON	Manly Warringah Gym	8.866 52T	8.966 47T	8.533 80T	8.800 125T	8.400 65	9.400 26	52.965 49
50	685	Logan CASHEL	Sydney Gym Centre	9.500 30	7.733 91T	9.266 37T	9.766 8T	7.833 85T	8.850 51T	52.948 50

MAG National Clubs 2018 Div C,D,E Day 1

Meet Results

Sep 30 - Oct 6, 2018

Men / D
Session: 15M,16M,17M







Rank	Num	Name	Gym							AA
51	671	Trey MACDOUGALL-HULL	Swan Districts Gym	9.600 24T	8.500 65T	9.133 47T	9.033 110T	8.333 66	7.950 90T	52.549 51
52	342	Oskar PRIEST	Brisbane Grammar	8.366 82T	9.566 25	9.033 56T	9.433 59T	8.233 69T	7.900 93T	52.531 52
53	335	Lachlan RUSSELL	Brisbane Grammar	8.966 50T	8.800 54T	7.700 113	8.266 143T	9.333 29T	9.350 27T	52.415 53
54	563	Jack FALZON	Manly Warringah Gym	9.033 46T	8.333 71	9.833 7	9.333 75T	7.833 85T	7.900 93T	52.265 54
55	683	Elijah BARROS	Sydney Gym Centre	9.166 38T	7.933 85	8.566 79	9.633 26T	7.666 96	9.300 29T	52.264 55
56T	343	Tennyson COLLAS-FORD	Brisbane Grammar	8.833 56*	8.366 69T	9.466 25T	9.533 44T	7.800 88T	8.150 79T	52.148 56T
56T	159	Tima KORIN	Gold Coast Gym	8.833 56*	8.033 80T	8.666 74T	9.500 50T	8.166 73	8.950 43T	52.148 56T
58T	477	Patriac FOGARTY	High Flyers	8.433 79	8.933 49	9.566 18T	9.733 13T	8.533 59	6.800 120T	51.998 58T
58T	681	Gabriel NARAYAN	Sydney Gym Centre	8.866 52T	6.733 114T	8.233 91T	9.466 54T	9.100 38T	9.600 17T	51.998 58T
60T	330	Zac WELSH	Brisbane Grammar	8.633 64T	8.733 56T	8.300 90	9.766 8T	7.633 97T	8.900 47T	51.965 60T
60T	333	Christian WATERHOUSE	Brisbane Grammar	8.466 73T	9.233 36T	9.066 53T	9.700 18T	8.100 76T	7.400 110	51.965 60T
62	443	Ethan ROHAS-SMITH	Gold Coast Gym	9.733 21	8.666 59T	8.666 74T	9.333 75T	8.866 48T	6.600 124	51.864 62
63	561	Toby COLLINSON	Manly Warringah Gym	7.500 113T	9.366 32T	8.933 63T	8.466 139	9.100 38T	8.400 70T	51.765 63
64	260	Valentino ROMEO	Australian Academy	9.066 43T	8.733 56T	8.533 80T	9.333 75T	7.100 122	8.900 47T	51.665 64
65	674	Elijah CICCHINI	Swan Districts Gym	8.333 85	9.066 41T	9.100 50T	9.533 44T	8.100 76T	7.500 106T	51.632 65
66	369	William ASHCROFT	BTYC Gymnastics	8.366 82T	8.866 51T	8.966 61T	9.700 18T	8.800 53	6.900 118	51.598 66
67	447	Diesel MILNE	Gold Coast Gym	8.633 64T	8.166 77	7.766 111T	9.233 92T	8.633 57T	9.150 34T	51.581 67
68	218	Kayne PARTON	Albany Creek Gym	8.133 94	6.700 117T	9.166 45T	9.666 23T	9.333 29T	8.450 66T	51.448 68
69	399	Ethan JONES	Canberra City Gym	8.566 68T	7.766 89T	9.066 53T	9.433 59T	9.233 34T	7.300 112	51.364 69
70	498	Christopher BLACK	Kingborough GymSport	7.533 112	9.233 36T	6.933 130	9.566 40T	8.933 46	9.150 34T	51.348 70
71	565	James Jackson BLACK	Manly Warringah Gym	8.466 73T	8.700 58	8.833 67T	9.466 54T	7.433 108T	8.400 70T	51.298 71
72	338	Oliver POOLER	Brisbane Grammar	8.466 73T	8.833 53	8.100 97T	8.866 120T	9.000 44T	7.950 90T	51.215 72
73	401	Caelan RICHES	Canberra City Gym	8.866 52T	7.133 107	9.566 18T	9.566 40T	8.300 67T	7.650 102T	51.081 73
74	582	Jayden FILLEUL	Launceston PCYC	9.766 20	5.966 122	8.600 78	9.066 107T	9.033 41T	8.450 66T	50.881 74
75	621	Seth WORLDON	Southern Canberra	8.233 88T	7.666 94	9.400 31T	9.800 4T	6.900 126	8.850 51T	50.849 75

MAG National Clubs 2018 Div C,D,E Day 1

Meet Results

Sep 30 - Oct 6, 2018

Men / D
Session: 15M,16M,17M







Rank	Num	Name	Gym							AA
76	701	Indiana CHAPMAN	Sydney Hills	8.766 61	7.466 95T	8.733 70T	9.733 13T	8.466 60T	7.650 102T	50.814 76
77	496	Lachlan KEMMIS-COLE	Kingborough GymSport	8.400 80T	8.466 67T	8.200 93T	9.600 34T	9.266 32T	6.800 120T	50.732 77
78T	241	Noah ROWBOTHAM	Allstar Gym Academy	8.633 64T	6.700 117T	9.233 39T	9.633 26T	8.300 67T	8.150 79T	50.649 78T
78T	474	Phoenix BUKTENICA	High Flyers	8.466 73T	8.600 63	9.433 27T	9.600 34T	6.200 135	8.350 74T	50.649 78T
80	244	Dominic WEBBER	Allstar Gym Academy	8.000 101	6.933 111	9.300 36	9.333 75T	8.866 48T	8.150 79T	50.582 80
81	215	Lachlan KELLY	Albany Creek Gym	9.066 43T	6.733 114T	9.000 58T	9.533 44T	7.200 118T	8.900 47T	50.432 81
82	499	Jude COBURN	Kingborough GymSport	7.466 115	8.266 73T	8.700 73	9.766 8T	7.566 103T	8.600 62	50.364 82
83	219	Kai JONES	Albany Creek Gym	7.566 111	7.466 95T	9.100 50T	9.566 40T	7.600 99T	9.050 40T	50.348 83
84	624	Hugh HELLIWELL	Southern Canberra	8.466 73T	7.333 99	8.966 61T	9.600 34T	7.400 110T	8.450 66T	50.215 84
85	398	Austin BROWN	Canberra City Gym	8.166 93	8.633 61T	8.066 99T	9.300 85T	7.933 79T	8.100 83T	50.198 85
86	196	Lachlan WOODWORTH	Dolphin Gymnastics	8.100 95T	7.300 100T	8.033 101T	8.866 120T	8.666 55T	9.200 33	50.165 86
87	336	Harrison PEARSE	Brisbane Grammar	8.200 91T	8.866 51T	8.900 65	9.633 26T	7.366 112T	7.100 116T	50.065 87
88	476	Jarred BRUNELLO	High Flyers	8.500 70T	8.366 69T	9.433 27T	9.400 63T	7.900 81	6.400 128T	49.999 88
89	497	William LANE	Kingborough GymSport	8.500 70T	8.200 75T	9.000 58T	9.633 26T	7.800 88T	6.850 119	49.983 89
90	577	Benjamin ELLIS	Northern Districts	9.433 32T	6.966 109T	8.500 83T	9.633 26T	7.566 103T	7.750 99T	49.848 90
91	217	James WRAIGHT	Albany Creek Gym	8.233 88T	7.433 97	9.166 45T	9.033 110T	7.833 85T	8.100 83T	49.798 91
92	627	Ari SHAW-VELZEN	Southern Canberra	7.266 120	9.700 20T	7.966 104	9.033 110T	7.866 82T	7.950 90T	49.781 92
93	1763	Vladyslav HANIEV	Dolphin Gymnastics	7.666 107	7.966 83T	8.200 93T	8.666 133T	8.233 69T	8.800 55T	49.531 93
94	199	Cameron ENGLAND	Dolphin Gymnastics	8.233 88T	7.300 100T	8.533 80T	8.866 120T	7.866 82T	8.700 60T	49.498 94
95	247	Andy SHELTON	Allstar Gym Academy	7.700 106	8.066 78T	8.833 67T	9.033 110T	7.800 88T	7.650 102T	49.082 95
96	595	Daniel AMROMIN	Shire Gymnastics	6.433 132T	8.000 82	9.133 47T	9.600 34T	7.400 110T	8.500 63T	49.066 96
97	331	Lev GAYDARENKO	Brisbane Grammar	8.200 91T	6.766 113	8.666 74T	9.233 92T	7.933 79T	8.200 77T	48.998 97
98	686	Marshall PEREIRA	Sydney Gym Centre	7.766 105	8.566 64	7.500 118	9.766 8T	6.533 128	8.750 57T	48.881 98
99	531	Oliver DUNCAN	VIC HPC	9.566 27	7.300 100T	7.666 114T	9.200 98T	7.000 125	8.100 83T	48.832 99
100	105	Hugo HOWARD	Gold Coast Gym	7.033 124	8.066 78T	9.233 39T	8.766 127T	8.133 74T	7.550 105	48.781 100

MAG National Clubs 2018 Div C,D,E Day 1

Meet Results

Sep 30 - Oct 6, 2018

Men / D
Session: 15M,16M,17M







Rank	Num	Name	Gym							AA
101	371	Toby CORR	BTYC Gymnastics	8.566 68T	7.366 98	8.833 67T	9.766 8T	6.300 133	7.900 93T	48.731 101
102	339	Ty SIMPSON-WYLDE	Brisbane Grammar	8.400 80T	7.233 105	7.900 105T	9.800 4T	7.500 106	7.850 97	48.683 102
103	250	William BUTLER	Allstar Gym Academy	7.633 108T	6.900 112	8.633 77	9.400 63T	7.466 107	8.350 74T	48.382 103
104	478	Zak DAVID-MOSS	High Flyers	8.700 63	7.033 108	8.733 70T	9.866 1	7.733 92T	6.300 131T	48.365 104
105	649	Liam MCKENZIE-MCHARG	Super Performance	8.033 100	9.300 34	7.433 121	8.566 137	7.766 91	7.200 114T	48.298 105
106	530	Joshua HABJAN	VIC HPC	6.833 127	9.066 41T	7.300 124	9.333 75T	8.233 69T	7.500 106T	48.265 106
107	114	Jai DODD	Dolphin Gymnastics	6.266 136	7.700 93	8.733 70T	8.700 130T	8.633 57T	8.000 86T	48.032 107
108	451	Aidan FINN	Gold Coast Gym	9.866 16T	9.400 30T	— 144T	9.600 34T	9.466 25T	9.350 27T	47.682 108
109	576	Thomas BARRAM	Northern Districts	9.033 46T	7.766 89T	8.100 97T	9.266 88T	7.266 115	5.850 136	47.281 109
110	341	Jeremy USBACK	Brisbane Grammar	7.333 116T	7.900 86	8.400 86T	9.633 26T	7.066 123T	6.550 125	46.882 110
111	717	Patrick COLLINS	Woden Valley Gym	7.833 103T	7.266 104	7.666 114T	8.366 141	8.433 63T	7.250 113	46.814 111
112	340	Maxim BLACKER	Brisbane Grammar	7.833 103T	7.300 100T	7.766 111T	9.366 69T	6.500 129	7.200 114T	45.965 112
113	143	Shem ALYOUSEF	Dolphin Gymnastics	6.433 132T	7.733 91T	7.366 122	8.800 125T	7.366 112T	8.000 86T	45.698 113
114	485	Toby HESSE	Hunter Sports Centre	6.433 132T	6.733 114T	8.333 88T	9.366 69T	7.700 94T	7.100 116T	45.665 114
115	630	Adrian MOROSIN	Southern Canberra	7.133 122T	7.166 106	7.266 125	9.200 98T	6.333 132	8.150 79T	45.248 115
116	135	Bronson HOWARD	Gold Coast Gym	6.766 128	8.500 65T	6.500 137	8.633 136	7.233 116T	7.350 111	44.982 116
117	486	Cooper BRUCE	Hunter Sports Centre	7.200 121	6.566 120	8.033 101T	9.266 88T	7.200 118T	6.700 123	44.965 117
118	220	Elias JUPP	Albany Creek Gym	7.866 102	5.800 124	8.333 88T	9.233 92T	5.966 137	7.750 99T	44.948 118
119	337	Jake EWIN	Brisbane Grammar	6.966 125	5.466 128	7.333 123	9.333 75T	7.733 92T	8.000 86T	44.831 119
120	370	Joey SCALE	BTYC Gymnastics	7.333 116T	4.433 131T	7.466 119T	8.866 120T	7.866 82T	8.750 57T	44.714 120
121	631	Ryan NAVIN	Southern Canberra	6.400 135	6.966 109T	5.966 140	9.433 59T	7.600 99T	8.250 76	44.615 121
122	334	Luca WATERHOUSE	Brisbane Grammar	6.933 126	8.466 67T	6.400 139	8.666 133T	7.600 99T	6.300 131T	44.365 122
123	372	Mark SASSINE	BTYC Gymnastics	8.300 86	5.933 123	7.800 109T	9.533 44T	6.233 134	6.450 127	44.249 123
124	652	Caden MILLER-WRIGHT	Super Performance	6.633 130	5.733 125T	8.233 91T	8.766 127T	7.233 116T	7.500 106T	44.098 124
125	213	Patrick ELGEY	Albany Creek Gym	7.333 116T	5.266 129	7.566 117	8.533 138	6.433 130	8.450 66T	43.581 125

MAG National Clubs 2018 Div C,D,E Day 1

Meet Results

Sep 30 - Oct 6, 2018

Men / D
Session: 15M,16M,17M

Rank	Num	Name	Gym							AA
126	245	James HOOPER	Allstar Gym Academy	8.066 97T	2.800 139T	5.866 141	9.033 110T	8.733 54	8.400 70T	42.898 126
127	414	Max LANCASTER	Castle Hill	5.833 140	6.500 121	6.633 135T	9.200 98T	7.633 97T	6.050 135	41.849 127
128	682	Tristan CURRALL	Sydney Gym Centre	7.500 113T	3.566 135	7.900 105T	9.533 44T	5.433 139	7.800 98	41.732 128
129	272	Kodi BROOKS	Barron Valley Gym	6.033 137T	2.800 139T	6.966 129	9.833 2T	7.700 94T	7.750 99T	41.082 129
130	248	Macauley LOCKE	Allstar Gym Academy	7.633 108T	3.766 134	6.866 131	8.766 127T	7.533 105	6.500 126	41.064 130
131	373	Aamon PALANGIO	BTYC Gymnastics	8.066 97T	4.266 133	7.800 109T	9.266 88T	6.366 131	5.150 141	40.914 131
132	650	Hugh O'HANLON	Super Performance	8.466 73T	0.000 143T	6.633 135T	9.700 18T	7.433 108T	8.500 63T	40.732 132
133	583	Jayden REID	Launceston PCYC	5.666 143	4.900 130	7.466 119T	8.700 130T	6.800 127	6.750 122	40.282 133
134	374	Felix CHERREY	BTYC Gymnastics	7.133 122T	5.733 125T	7.133 127T	9.466 54T	4.666 142	6.100 134	40.231 134
135	719	Joshua VAN DAM	Woden Valley Gym	8.100 95T	3.366 136	7.166 126	8.666 133T	6.033 136	6.400 128T	39.731 135
136	243	Andrew KISIEL	Allstar Gym Academy	6.500 131	2.800 139T	7.600 116	9.333 75T	7.066 123T	6.350 130	39.649 136
137	221	Jakoby WAKELIN	Albany Creek Gym	7.300 119	4.433 131T	7.133 127T	9.133 104T	4.400 143	6.250 133	38.649 137
138	190	Rohan PORTER	Dolphin Gymnastics	5.900 139	5.600 127	6.700 134	8.400 140	7.166 120T	4.450 144	38.216 138
139	332	Zachary THOMAS	Brisbane Grammar	6.033 137T	6.666 119	6.433 138	8.700 130T	5.066 140	5.300 139T	38.198 139
140	282	Finn WILLIAMS	Brisbane Boys Coll	5.750 141	7.800 88	7.866 107	9.166 103	7.600 99T	— 145T	38.182 140
141	246	Samuel MCKEON	Allstar Gym Academy	6.733 129	3.100 137	6.833 132	8.300 142	7.166 120T	5.300 139T	37.432 141
142	436	Bryce NEIGHBOUR	Allstar Gym Academy	8.066 97T	2.800 139T	6.800 133	9.366 69T	5.000 141	4.700 142	36.732 142
143	216	William ROOTS	Albany Creek Gym	5.733 142	2.966 138	5.300 143	8.900 117T	5.500 138	5.650 138	34.049 143
144	214	Joshua ROSE	Albany Creek Gym	5.133 144	— 143T	— 144T	8.266 143T	2.500 144	4.550 143	20.449 144
145	242	Simon COOK	Allstar Gym Academy	0.000 145T	— 143T	5.733 142	7.700 145	— 145T	5.700 137	19.133 145
146*	495	Archie MCKENNA	Kingborough GymSport	— 145*	— 143*	— 144*	— 146*	— 145*	— 145*	0.000 146*
146*	449	Neo LOCHER	Gold Coast Gym	— 145*	— 143*	— 144*	— 146*	— 145*	— 145*	0.000 146*