







# 2019 National Clubs Carnival Opitionals

## Team Results

Sep 20-29, 2019







Rank	Gym	Team	Score						
<b>1</b>	<b>Sydney Hills</b>	<b>SH</b>	<b>172.529</b>	<b>28.132</b> 3	<b>25.998</b> 2	<b>28.450</b> 2	<b>28.350</b> 5T	<b>30.733</b> 1	<b>30.866</b> 1
	689 Tom ZURCHER			10.366	9.066	9.750	9.450	10.800	10.800
	688 Marcus GLEESON			9.066	8.666	9.400	9.450	10.233	10.066
	687 Ryley WILSON			8.700	8.266	9.300	9.450	9.700	10.000
<b>2</b>	<b>Manly Warringah Gym</b>	<b>MAN</b>	<b>171.679</b>	<b>29.033</b> 2	<b>26.132</b> 1	<b>26.800</b> 5	<b>28.750</b> 1	<b>30.332</b> 2	<b>30.632</b> 2
	541 John CARROLL			10.333	9.466	9.350		10.666	10.700
	544 Nicholas SELLECK			9.500			9.500		
	547 Ryan Andrew BARNES			9.200	8.366			9.700	10.066
	543 Felix CLARK				8.300	8.950			9.866
	545 Toby COLLINSON					8.500			
	548 Nicholas EVANOFF						9.750		
	542 Yacoub HILL						9.500	9.966	
<b>3</b>	<b>Super Performance</b>	<b>SUP</b>	<b>167.245</b>	<b>29.099</b> 1	<b>25.332</b> 3	<b>27.600</b> 4	<b>28.450</b> 4	<b>27.432</b> 5	<b>29.332</b> 3
	647 Dylan PARKER			9.900	8.566	9.100	9.450	10.333	9.633
	648 Caedan MCILHATTON			9.833	7.800	9.800	9.450	9.666	10.033
	649 Josef NEUMANN			9.366	8.966	8.700	9.550	7.433	9.666
<b>4</b>	<b>Canberra City Gym</b>	<b>CAN</b>	<b>166.945</b>	<b>26.232</b> 5	<b>25.165</b> 4	<b>27.900</b> 3	<b>28.550</b> 3	<b>29.899</b> 3	<b>29.199</b> 4
	362 Riley HARDY			9.033	8.866		9.300	10.000	
	363 Harry WOODWARD			8.966	7.833	9.500	9.550	10.366	9.800
	365 William HUNT			8.233	8.466	9.100		9.533	9.733
	361 Kale WHITTINGHAM					9.300			9.666
	364 Sebastian GALANG						9.700		
<b>5</b>	<b>Brisbane Grammar</b>	<b>BGS</b>	<b>165.929</b>	<b>26.799</b> 4	<b>24.266</b> 5	<b>28.500</b> 1	<b>28.700</b> 2	<b>29.099</b> 4	<b>28.565</b> 5
	303 Oliver WATERHOUSE			9.166	8.666	9.450		9.100	9.366
	304 Oscar WEATHERSTONE			8.933	8.000	9.450	9.550	10.133	
	305 Elijah COOMBS			8.700	7.600	9.600	9.650	9.866	10.066
	306 Jacob NUCIFORA						9.500		
	302 Nicholas HOOLE								9.133
<b>6</b>	<b>Southern Canberra</b>	<b>SC</b>	<b>144.345</b>	<b>20.766</b> 6	<b>18.432</b> 8	<b>24.700</b> 6	<b>28.350</b> 5T	<b>25.098</b> 6	<b>26.999</b> 6
	614 Sam MARTIN			8.500		8.300	9.400	8.866	9.433
	615 Conor EDWARDS			6.533	6.266	8.850		8.066	8.500
	618 Seth WORLDON			5.733			9.550	8.166	
	617 Emerson BASILEO				6.200	7.550			9.066
	616 William DOLMAN				5.966		9.400		

# 2019 National Clubs Carnival Opitionals

## Team Results

Men / C / All Ages  
Session: All

Sep 20-29, 2019

Rank	Gym	Team	Score						
<b>7</b>	<b>Gold Coast Gym</b>	<b>GC</b>	<b>142.479</b>	<b>20.399</b>	<b>21.999</b>	<b>23.100</b>	<b>26.650</b>	<b>24.566</b>	<b>25.765</b>
				<b>8</b>	<b>6</b>	<b>8</b>	<b>8</b>	<b>8</b>	<b>7</b>
	421 James WOOD			9.100	7.833	9.550	8.850	9.800	9.233
	419 Aidan FINN			7.266	7.300	6.950	8.900	8.533	9.966
	420 Cimarron CRAWFORD			4.033	6.866	6.600	8.900	6.233	6.566
<b>8</b>	<b>The Southport School</b>	<b>TSS</b>	<b>138.547</b>	<b>20.600</b>	<b>19.465</b>	<b>23.250</b>	<b>28.000</b>	<b>24.933</b>	<b>22.299</b>
				<b>7</b>	<b>7</b>	<b>7</b>	<b>7</b>	<b>7</b>	<b>8</b>
	721 Kane RODWAY			10.100	8.433	9.550	9.600	9.700	10.466
	719 Daniel MAURICE			5.500	6.166	6.800	8.850	8.000	5.833
	722 Heanen SMITH			5.000	4.866			7.233	6.000
	720 Caden MILLER - WRIGHT					6.900	9.550		