

2019 National Clubs Carnival Opitionals







Individual All Around

Men / C / All Ages

Sep 20-29, 2019

Session: All

Judge's Signatures

Rank	Num	Name	Gym							AA
1	689	Tom ZURCHER	Sydney Hills	10.366 1	9.066 2	9.750 2	9.450 17T	10.800 1	10.800 1T	60.232 1
2	541	John CARROLL	Manly Warringah Gym	10.333 2	9.466 1	9.350 11	9.350 27T	10.666 2	10.700 3	59.865 2
3	410	Joshua THOMPSON	NSW HPC	9.633 7	8.366 11T	9.550 4T	9.350 27T	10.433 3	10.800 1T	58.132 3
4	721	Kane RODWAY	The Southport School	10.100 3	8.433 10	9.550 4T	9.600 6	9.700 12T	10.466 4	57.849 4
5	647	Dylan PARKER	Super Performance	9.900 4T	8.566 8	9.100 16T	9.450 17T	10.333 5	9.633 19	56.982 5
6	688	Marcus GLEESON	Sydney Hills	9.066 15	8.666 5T	9.400 10	9.450 17T	10.233 6	10.066 6T	56.881 6
7	648	Caedan MCILHATTON	Super Performance	9.833 6	7.800 19	9.800 1	9.450 17T	9.666 15	10.033 9	56.582 7
8	363	Harry WOODWARD	Canberra City Gym	8.966 17	7.833 17T	9.500 7	9.550 7T	10.366 4	9.800 14T	56.015 8
9	362	Riley HARDY	Canberra City Gym	9.033 16	8.866 4	8.800 21T	9.300 30T	10.000 8	9.533 20	55.532 9
10	305	Elijah COOMBS	Brisbane Grammar	8.700 23T	7.600 21	9.600 3	9.650 5	9.866 10	10.066 6T	55.482 10
11	687	Ryley WILSON	Sydney Hills	8.700 23T	8.266 14	9.300 12T	9.450 17T	9.700 12T	10.000 10	55.416 11
12	303	Oliver WATERHOUSE	Brisbane Grammar	9.166 12	8.666 5T	9.450 8T	9.450 17T	9.100 25	9.366 22	55.198 12
13	411	Xavier MAUCERI	NSW HPC	8.833 21	8.600 7	8.800 21T	9.200 36	9.300 22T	10.133 5	54.866 13
14	547	Ryan Andrew BARNES	Manly Warringah Gym	9.200 11	8.366 11T	8.050 31	9.450 17T	9.700 12T	10.066 6T	54.832 14
15T	304	Oscar WEATHERSTONE	Brisbane Grammar	8.933 18	8.000 16	9.450 8T	9.550 7T	10.133 7	8.300 32	54.366 15T
15T	421	James WOOD	Gold Coast Gym	9.100 13T	7.833 17T	9.550 4T	8.850 43T	9.800 11	9.233 23T	54.366 15T
17	365	William HUNT	Canberra City Gym	8.233 27	8.466 9	9.100 16T	9.300 30T	9.533 19	9.733 16	54.365 17
18	649	Josef NEUMANN	Super Performance	9.366 9	8.966 3	8.700 23	9.550 7T	7.433 40	9.666 17T	53.681 18
19	543	Felix CLARK	Manly Warringah Gym	7.433 30	8.300 13	8.950 19	9.300 30T	9.566 18	9.866 12	53.415 19
20	409	Mitchell SEWELL	NSW HPC	9.900 4T	6.200 35T	9.000 18	9.500 12T	9.633 16T	8.666 28	52.899 20
21	456	Harry DAVIES	Kingborough GymSport	8.633 25	7.766 20	7.100 36T	9.750 1T	9.400 20	9.800 14T	52.449 21
22	542	Yacoub HILL	Manly Warringah Gym	8.866 20	6.700 32	7.450 34	9.500 12T	9.966 9	9.233 23T	51.715 22
23	577	Liam ROBINSON	NSW HPC	8.900 19	8.133 15	9.200 14T	8.050 47	8.933 26	8.366 31	51.582 23
24	361	Kale WHITTINGHAM	Canberra City Gym	7.366 31T	6.366 33	9.300 12T	9.250 34T	9.200 24	9.666 17T	51.148 24
25	548	Nicholas EVANOFF	Manly Warringah Gym	8.766 22	7.166 27	8.450 27	9.750 1T	9.366 21	7.433 35	50.931 25







2019 National Clubs Carnival Opitionals

Individual All Around

Men / C / All Ages

Session: All

Sep 20-29, 2019

Rank	Num	Name	Gym							AA
26	412	Ephraim AGOO	NSW HPC	9.300 10	7.266 25T	7.100 36T	9.400 24T	9.300 22T	8.400 30	50.766 26
27	614	Sam MARTIN	Southern Canberra	8.500 26	5.500 40	8.300 29	9.400 24T	8.866 27	9.433 21	49.999 27
28	302	Nicholas HOOLE	Brisbane Grammar	7.933 29	7.133 28T	8.400 28	9.350 27T	8.000 34T	9.133 25T	49.949 28
29	544	Nicholas SELLECK	Manly Warringah Gym	9.500 8	5.800 39	7.300 35	9.500 12T	8.333 31	9.133 25T	49.566 29
30	690	Brodie HAESLOOP	Sydney Hills	7.366 31T	7.400 23	9.200 14T	8.250 46	9.633 16T	7.466 34	49.315 30
31	419	Aidan FINN	Gold Coast Gym	7.266 33	7.300 24	6.950 40	8.900 41T	8.533 28T	9.966 11	48.915 31
32	519	William HANSEN-COOPER	Victorian HPC	9.100 13T	4.700 44	7.850 32	9.100 39	7.133 43	9.833 13	47.716 32
33	615	Conor EDWARDS	Southern Canberra	6.533 37	6.266 34	8.850 20	9.150 37T	8.066 33	8.500 29	47.365 33
34	306	Jacob NUCIFORA	Brisbane Grammar	7.033 35T	7.266 25T	8.650 24T	9.500 12T	7.900 36	6.966 38	47.315 34
35	546	William STEVENSON	Manly Warringah Gym	7.200 34	7.500 22	8.250 30	9.250 34T	7.866 37	7.166 37	47.232 35
36	618	Seth WORLDON	Southern Canberra	5.733 38	5.333 41	7.000 39	9.550 7T	8.166 32	7.400 36	43.182 36
37	545	Toby COLLINSON	Manly Warringah Gym	4.166 41	7.133 28T	8.500 26	9.050 40	8.533 28T	5.533 42	42.915 37
38	719	Daniel MAURICE	The Southport School	5.500 39	6.166 37	6.800 42	8.850 43T	8.000 34T	5.833 41	41.149 38
39	567	Damon ERICKSON	Maroochy Beach Gym	7.033 35T	6.866 30T	6.350 44	9.500 12T	5.766 46	5.466 43	40.981 39
40	617	Emerson BASILEO	Southern Canberra	—. 43T	6.200 35T	7.550 33	9.300 30T	7.400 41	9.066 27	39.516 40
41	420	Cimarron CRAWFORD	Gold Coast Gym	4.033 42	6.866 30T	6.600 43	8.900 41T	6.233 45	6.566 39	39.198 41
42T	616	William DOLMAN	Southern Canberra	—. 43T	5.966 38	7.050 38	9.400 24T	7.700 38	8.033 33	38.149 42T
42T	722	Heanen SMITH	The Southport School	5.000 40	4.866 43	6.200 45	8.850 43T	7.233 42	6.000 40	38.149 42T
44	518	Oliver DUNCAN	Victorian HPC	8.166 28	—. 46T	8.650 24T	9.750 1T	7.566 39	—. 46T	34.132 44
45	720	Caden MILLER - WRIGHT	The Southport School	—. 43T	1.533 45	6.900 41	9.550 7T	7.100 44	5.166 45	30.249 45
46	566	Frankie COLLEY	Maroochy Beach Gym	—. 43T	5.266 42	—. 46T	9.150 37T	8.466 30	5.300 44	28.182 46
47	364	Sebastian GALANG	Canberra City Gym	—. 43T	—. 46T	—. 46T	9.700 4	—. 47	—. 46T	9.700 47