







2019 National Clubs Carnival

Team Results

Sep 20-29, 2019

Men / B
Session: All







Rank	Gym	Team	Score						
1	Canberra City Gym	CAN	216.311	37.166 9	33.432 7	36.899 2	38.150 2	36.999 2	33.665 3
	360 Isaac BALDWIN			12.566	10.166	12.833	12.250	12.166	
	355 Milo WHITTINGHAM			12.400	11.533	11.666	13.900	12.200	11.133
	359 Csongor KESZEI			12.200	11.733	12.400	12.000	12.633	11.866
	356 Ryan O'LOUGHLAN								10.666
2	Manly Warringah Gym	MW1	215.979	38.999 1	35.166 1	34.266 7	38.050 3	35.466 5	34.032 1
	533 Minato THOMAS			13.200		11.700	12.650		11.733
	526 Thomas MOUNTSTEPHE			12.966		11.233		11.666	
	537 Sebastian MASSI			12.833	11.433				
	529 Ethan MCGREAL				12.500	11.333		11.700	10.966
	536 Daniel KAY				11.233		12.900		
	539 Jordan WYSMAN						12.500	12.100	11.333
3	Gold Coast Gym	GCG	214.461	38.666 3	34.099 5	35.698 3	37.400 4	35.132 9	33.466 5
	415 Michael DOBROSKOK			13.100	11.700	11.666	12.550	11.300	10.533
	414 Mackinley KEEN			12.966	10.566	11.366	13.800		11.400
	416 Dylan TAIT			12.600	11.833	12.666		12.066	
	417 Joshua SHARKEY						11.050	11.766	11.533
4	High Flyers	HFL	212.543	35.565 18	34.232 3T	34.765 4	38.250 1	36.099 4	33.632 4
	443 Alexander WILLIAMS			12.466	10.766			11.633	
	438 Todd BRINKWORTH			11.766	11.900	11.766	12.200	12.266	10.933
	442 Porter STEWART			11.333	11.566	11.033	12.200	12.200	11.333
	441 Ryan INOUYE					11.966	13.850		11.366
5	Lawnton Academy Gym	LAW	210.129	37.732 7	34.232 3T	34.133 8	35.000 9	36.266 3	32.766 7
	472 Toby ARMSTRONG			12.933	11.833	11.800	12.000	12.200	
	471 Ethan MUNT			12.733	12.366	11.800	12.300	12.600	11.500
	473 Rhys COUGAN			12.066			10.700		10.500
	475 Patrick CLARKE				10.033	10.533		11.466	10.766
6	Super Performance	SUP	209.379	38.333 4	32.332 12	33.832 12	36.450 5	35.133 8	33.299 6
	641 Harrison HIGGINS			13.000	11.033	10.566		11.133	10.766
	643 Cy DACEY			12.833					
	646 Hugh O'HANLON			12.500					
	644 Caleb GALLEZ				11.366	11.666	12.450	12.600	11.800
	640 Eddie THOMPSON				9.933	11.600	11.550		10.733
	642 Eli PULLEN						12.450		
	645 Cailum MCCLELLAND							11.400	

2019 National Clubs Carnival

Team Results

Sep 20-29, 2019

Men / B
Session: All







Rank	Gym	Team	Score						
7	Dolphin Gymnastics	DOL	209.346	36.765	32.333	37.233	35.050	35.399	32.566
				11	11	1	8	6T	10
	400 James PORTER		12.766	12.333	12.300	11.050	10.533	10.400	
	401 Tyrone LLAGUNO		12.666	10.600	12.033	12.600	12.366	12.166	
	402 Matthew KAPP		11.333	9.400	12.900	11.400	12.500	10.000	
8	Southern Canberra	SC1	207.012	36.299	34.500	32.899	34.550	34.866	33.898
				14	2	14	11	12	2
	605 Emil RIVERA JONSSON		12.400		10.966			11.566	
	611 Taine LOCKTON		12.233	11.300	11.100	11.450			
	610 Sean EDWARDS		11.666	12.800		11.100	11.700	10.866	
	606 Liam BRENNAN			10.400			11.333		
	608 Toby WINDSOR				10.833	12.000	11.833	11.466	
9	Sydney Gym Centre	SGC	206.695	36.499	33.699	34.466	33.800	37.266	30.965
				13	6	5T	14T	1	15
	670 Leium DE-ROO		12.966	10.433	12.300	11.350	12.266	9.866	
	669 Ethan BAILEY		12.833	11.033	10.633	10.800	11.900	10.166	
	671 Lachlan FORATO		10.700	12.233	11.533	11.650	13.100	10.933	
10	Manly Warringah Gym	MW2	206.062	38.066	32.965	33.999	34.100	34.766	32.166
				6	9	10	13	13T	13
	535 Marcus NICOL		12.700	9.666	11.400	12.000	12.100	11.166	
	531 Ptolemy BARLOW-HUNT		12.700						
	530 William BREWIN		12.666		11.366	11.000	11.233		
	532 Matthew GODFREY			12.233	11.233				
	540 Matthew PRICE			11.066		11.100		10.400	
	528 Lachlan WALKER						11.433	10.600	
11	Brisbane Grammar	BG1	205.796	38.233	33.099	32.633	34.200	34.999	32.632
				5	8	16	12	11	9
	299 Jackson WRIGHT		12.933	11.966	11.100		11.766		
	290 Fletcher GRIFFITHS		12.700	10.600	11.133			11.600	
	294 Fynn BOREHAM-SMITH		12.600		10.400	11.650	11.700	10.566	
	297 Kingsley SMITH			10.533		11.550		10.466	
	298 Douglas LUMLEY					11.000			
	301 Lachlan BOND						11.533		
12	Victorian HPC	VHP	204.594	38.965	28.399	34.466	35.700	34.399	32.665
				2	17	5T	6	15	8
	517 Xavier MAGNANINI		13.466	10.266	12.333	11.150	10.833	11.466	
	514 Nicholas HOWARD		13.066		11.500	13.350	12.233	10.933	
	512 Dartanyn GILSON		12.433		10.633			10.266	
	515 Joshua HABJAN			9.200					
	516 Heath CITRINE			8.933					

2019 National Clubs Carnival

Team Results

Sep 20-29, 2019

Men / B
Session: All







Rank	Gym	Team	Score						
511	Flynn COWAN						11.200	11.333	
13	Shire Gymnastics	SHI	202.430	37.066	30.933	32.833	33.800	35.399	32.399
				10	14	15	14T	6T	11
585	Chase CROSS			12.733	10.800		11.100		
584	William BOHRINGER			12.300		10.533			
588	Christopher GOLD			12.033	9.300	11.700	11.600	11.600	10.966
582	Lucas ROBERSON				10.833				
586	Rhys NESBITT					10.600		11.566	10.400
583	Sam COOK						11.100	12.233	11.033
14	The Southport School	TSS	201.713	37.633	28.199	34.065	35.450	34.233	32.133
				8	18	9	7	16	14
716	Couper BASKUS			12.700	9.966		12.500	11.300	11.100
711	Cody CORBETT			12.633	10.200	12.266	10.850	11.533	10.500
713	Kaimana BARRY			12.300		9.366	12.100		10.533
712	Jack BURT				8.033				
714	David MAKARYAN					12.433			
715	Matthew STEVENS							11.400	
15	Sydney Hills	SHG	201.278	36.632	32.932	33.499	32.850	33.166	32.199
				12	10	13	20	17	12
684	Lucas ENGESESSER			12.833	12.233	11.000	10.550	10.966	10.533
685	Daniel CHALABOV			12.633	11.833	11.233	11.650	10.700	10.966
686	Ritam MALIK			11.166	8.866	11.266	10.650	11.500	10.700
16	Gladstone Gymnastics	GLA	199.262	35.966	31.532	33.966	33.500	35.032	29.266
				15T	13	11	17	10	19
405	Kobi MALLIE-ROBERTS			13.000	8.566	10.733	11.200	11.833	10.000
404	Cooper MAITLAND			12.966	12.133	12.033	11.350	12.066	11.366
406	Ethan SHARPE			10.000	10.833	11.200	10.950	11.133	7.900
17	Brisbane Boys Coll	BBG	191.911	34.965	29.732	31.232	33.350	32.766	29.866
				20	15	19	18	19	17
271	Jeremy KENNEDY			12.466	9.966	9.766	10.950		9.900
269	Ryan GALE			12.266		11.033	11.100	10.933	9.466
270	Sean COMAN			10.233	9.500	10.433	11.300	10.600	
268	Alexander ROSARIO				10.266			11.233	10.500
18	BTYC Gymnastics	BTY	190.578	35.966	27.599	29.299	34.950	33.132	29.632
				15T	19	20	10	18	18
348	Cameron TWIDALE			12.433	9.333	9.633	12.750	11.100	10.166
347	Scott HANSEN			12.000	9.666	10.133	10.850	11.066	10.200
346	Matthew LEE			11.533	8.600	9.533		10.966	9.266
345	Jaspar JAMES						11.350		

2019 National Clubs Carnival

Team Results

Sep 20-29, 2019

Men / B
Session: All

Rank	Gym	Team	Score						
19	Balance Gymnastics	BAL	189.144	35.932	28.699	31.465	33.550	34.766	24.732
				17	16	17	16	13T	20
	257	Nicholas CHAN		12.566	7.833	10.233	11.100	11.500	7.166
	1810	Gus DANELUTTI		12.400	9.600	10.666	10.850	10.633	7.900
	1809	Jack ROBERTSON		10.966	11.266	10.566	11.600	12.633	9.666
20	Southern Canberra	SC2	174.863	34.999	21.533	31.299	33.000	31.233	22.799
				19	21	18	19	21	21
	613	Jay HILL		11.866	8.300	10.500	10.900	10.500	7.566
	607	Ryan NAVIN		11.633	4.533	10.333	11.000	9.833	9.100
	612	Flynn DUNCAN		11.500	8.700	10.466	11.100	10.900	6.133
21	Banyule YMCA	BAN	151.143	23.766	22.098	20.332	23.350	31.565	30.032
				21	20	21	21	20	16
	265	Nathan GALE		12.400	5.266		12.150	10.766	10.266
	267	Zane ARAPOGLOU		11.366	8.666	9.166	11.200	9.133	10.133
	266	Rhys NGUYEN			8.166	11.166		11.666	9.633