







2019 National Clubs Carnival

Individual AA

Sep 20-29, 2019

Men / B
Session: All

Judge's Signatures







Rank	Num	Name	Gym	Diff							AA
1	471	Ethan MUNT	Lawnton Academy Gym	4.500	3.500	3.200	3.500	3.200	3.100		
				Exec: 8.233	8.866	8.600	8.800	9.400	8.400		
				ND:							
				Final: 12.733	12.366	11.800	12.300	12.600	11.500		73.299
				Place: 19T	3	13T	15	4T	8		1
2T	355	Milo WHITTINGHAM	Canberra City Gym	4.800	3.900	3.100	4.600	3.000	2.700		
				Exec: 7.600	7.633	8.566	9.300	9.200	8.433		
				ND:							
				Final: 12.400	11.533	11.666	13.900	12.200	11.133		72.832
				Place: 40T	18	18*	1	12T	17		2T
2T	359	Csongor KESZEI	Canberra City Gym	4.300	3.900	3.800	2.700	3.700	3.800		
				Exec: 7.900	7.833	8.600	9.300	8.933	8.066		
				ND:							
				Final: 12.200	11.733	12.400	12.000	12.633	11.866		72.832
				Place: 51	14	5	21*	2T	2		2T
4	401	Tyrone LLAGUNO	Dolphin Gymnastics	4.500	3.200	3.300	3.500	4.200	3.700		
				Exec: 8.166	7.400	8.733	9.100	8.166	8.466		
				ND:							
				Final: 12.666	10.600	12.033	12.600	12.366	12.166		72.431
				Place: 25T	32T	10T	8	7	1		4
5	644	Caleb GALLEZ	Super Performance	3.700	2.800	3.100	3.500	3.800	3.000		
				Exec: 8.600	8.566	8.566	8.950	8.800	8.800		
				ND:							
				Final: 12.300	11.366	11.666	12.450	12.600	11.800		72.182
				Place: 45*	20	18*	12*	4T	3		5
6	404	Cooper MAITLAND	Gladstone Gymnastics	4.500	3.600	3.000	2.500	3.100	2.100		
				Exec: 8.466	8.533	9.033	8.850	8.966	9.266		
				ND:							
				Final: 12.966	12.133	12.033	11.350	12.066	11.366		71.914
				Place: 7T	8	10T	39T	18T	12T		6
7	415	Michael DOBROSKOK	Gold Coast Gym	4.200	3.000	2.700	3.400	2.800	2.000		
				Exec: 8.900	8.700	8.966	9.150	8.500	8.533		
				ND:							
				Final: 13.100	11.700	11.666	12.550	11.300	10.533		70.849
				Place: 3	15	18T	9	48T	41T		7
8T	414	Mackinley KEEN	Gold Coast Gym	3.600	3.100	3.200	4.600	2.200	2.300		
				Exec: 9.366	7.466	8.166	9.200	8.533	9.100		
				ND:							
				Final: 12.966	10.566	11.366	13.800	10.733	11.400		70.831
				Place: 7T	34	25T	3	70T	11		8T
8T	438	Todd BRINKWORTH	High Flyers	3.400	3.900	3.300	3.500	3.000	2.700		
				Exec: 8.366	8.000	8.466	8.700	9.266	8.233		
				ND:							
				Final: 11.766	11.900	11.766	12.200	12.266	10.933		70.831
				Place: 62T	10	15	17T	8T	24T		8T
10	416	Dylan TAIT	Gold Coast Gym	4.000	3.900	3.700	2.700	3.300	1.900		
				Exec: 8.600	7.933	8.966	8.200	8.766	8.633		
				ND:							
				Final: 12.600	11.833	12.666	10.900	12.066	10.533		70.598
				Place: 31T	11T	3	68T	18T	41T		10

2019 National Clubs Carnival

Individual AA

Sep 20-29, 2019

Men / B
Session: All







Rank	Num	Name	Gym	Diff							AA
11	529	Ethan MCGREAL	Manly Warringah Gym	4.200	3.400	2.800	2.500	3.500	2.400		
				Exec: 8.600	9.100	8.533	8.700	8.200	8.566		
				ND:							
				Final: 12.800	12.500	11.333	11.200	11.700	10.966	70.499	
				Place: 17	2	27	44*	26T	20T	11	
12	360	Isaac BALDWIN	Canberra City Gym	4.200	2.400	3.600	3.100	3.800	2.600		
				Exec: 8.366	7.766	9.233	9.150	8.366	7.700		
				ND:							
				Final: 12.566	10.166	12.833	12.250	12.166	10.300	70.281	
				Place: 33T	43	2	16	15	54	12	
13	671	Lachlan FORATO	Sydney Gym Centre	4.400	3.400	2.200	2.600	4.000	1.900		
				Exec: 6.300	8.833	9.333	9.050	9.100	9.033		
				ND:							
				Final: 10.700	12.233	11.533	11.650	13.100	10.933	70.149	
				Place: 88	5*	22	28T	1	24T	13	
14	533	Minato THOMAS	Manly Warringah Gym	4.700	2.500	2.200	3.500	2.700	2.800		
				Exec: 8.500	7.166	9.500	9.150	8.266	8.933		
				ND:							
				Final: 13.200	9.666	11.700	12.650	10.966	11.733	69.915	
				Place: 2	54T	16T	7	62T	4	14	
15	514	Nicholas HOWARD	Victorian HPC	4.700	3.200	3.100	4.600	3.500	2.000		
				Exec: 8.366	5.500	8.400	8.750	8.733	8.933		
				ND:							
				Final: 13.066	8.700	11.500	13.350	12.233	10.933	69.782	
				Place: 4	74T	23	4	10T	24T	15	
16	442	Porter STEWART	High Flyers	4.300	4.200	3.100	3.400	3.300	2.300		
				Exec: 7.033	7.366	7.933	8.800	8.900	9.033		
				ND:							
				Final: 11.333	11.566	11.033	12.200	12.200	11.333	69.665	
				Place: 75*	17	38T	17T	12T	14*	16	
17	526	Thomas MOUNTSTEPHENS	Manly Warringah Gym	4.200	2.400	2.700	3.500	2.600	2.700		
				Exec: 8.766	7.966	8.533	8.850	9.066	8.266		
				ND:							
				Final: 12.966	10.366	11.233	12.350	11.666	10.966	69.547	
				Place: 7T	38	29T	14	30T	20T	17	
18	517	Xavier MAGNANINI	Victorian HPC	4.200	3.600	3.400	2.500	2.800	2.900		
				Exec: 9.266	6.666	8.933	8.650	8.033	8.566		
				ND:							
				Final: 13.466	10.266	12.333	11.150	10.833	11.466	69.514	
				Place: 1	39T	6	50	67T	9T	18	
19	539	Jordan WYSMAN	Manly Warringah Gym	4.300	3.200	1.900	3.500	2.500	2.300		
				Exec: 8.366	6.866	8.833	9.000	9.600	9.033		
				ND:							
				Final: 12.666	10.066	10.733	12.500	12.100	11.333	69.398	
				Place: 25T	44T	46T	10*	16T	14*	19	
20	400	James PORTER	Dolphin Gymnastics	4.900	3.700	3.600	2.700	2.900	3.000		
				Exec: 7.866	8.633	8.700	8.350	7.633	7.400		
				ND:							
				Final: 12.766	12.333	12.300	11.050	10.533	10.400	69.382	
				Place: 18	4	7T	59T	80	49T	20	

2019 National Clubs Carnival

Individual AA

Sep 20-29, 2019

Men / B
Session: All







Rank	Num	Name	Gym	Diff							AA
21	670	Leium DE-ROO	Sydney Gym Centre	4.000	3.000	3.500	2.700	2.800	2.200		
				Exec: 8.966	7.433	8.800	8.650	9.466	7.666		
				ND:							
				Final: 12.966	10.433	12.300	11.350	12.266	9.866	69.181	
				Place: 7T	36	7T	39T	8T	70	21	
22	535	Marcus NICOL	Manly Warringah Gym	4.100	3.300	2.700	2.700	3.000	2.700		
				Exec: 8.600	6.366	8.700	9.300	9.100	8.466		
				ND:							
				Final: 12.700	9.666	11.400	12.000	12.100	11.166	69.032	
				Place: 21*	54T	24	21*	16T	16	22	
23	685	Daniel CHALABOV	Sydney Hills	3.600	4.300	2.300	2.500	2.700	2.300		
				Exec: 9.033	7.533	8.933	9.150	8.000	8.666		
				ND:							
				Final: 12.633	11.833	11.233	11.650	10.700	10.966	69.015	
				Place: 28T	11T	29T	28T	73*	20T	23	
24	536	Daniel KAY	Manly Warringah Gym	4.300	2.500	2.800	3.500	2.200	2.200		
				Exec: 7.600	8.733	8.166	9.400	9.266	8.633		
				ND: -0.300							
				Final: 11.600	11.233	10.966	12.900	11.466	10.833	68.998	
				Place: 69	23	41T	5	39T	28T	24	
25	537	Sebastian MASSI	Manly Warringah Gym	4.200	2.900	2.700	2.500	3.000	1.900		
				Exec: 8.633	8.533	7.733	9.050	8.333	8.766		
				ND:							
				Final: 12.833	11.433	10.433	11.550	11.333	10.666	68.248	
				Place: 13*	19	61*	33T	45*	35T	25	
26	684	Lucas ENGESESSER	Sydney Hills	4.200	3.500	2.100	2.500	2.800	2.300		
				Exec: 8.633	8.733	8.900	8.050	8.166	8.233		
				ND:							
				Final: 12.833	12.233	11.000	10.550	10.966	10.533	68.115	
				Place: 13*	5T	40	89	62T	41T	26	
27	290	Fletcher GRIFFITHS	Brisbane Grammar	3.900	2.300	3.300	1.600	2.400	2.800		
				Exec: 8.800	8.300	7.833	9.300	8.700	8.800		
				ND:							
				Final: 12.700	10.600	11.133	10.900	11.100	11.600	68.033	
				Place: 21T	32T	35	68*	57T	5	27	
28	711	Cody CORBETT	The Southport School	3.900	2.300	4.000	2.400	2.600	2.300		
				Exec: 8.733	7.900	8.266	8.450	8.933	8.200		
				ND: 0.000							
				Final: 12.633	10.200	12.266	10.850	11.533	10.500	67.982	
				Place: 28T	41T	9	72T	35*	45T	28	
29	641	Harrison HIGGINS	Super Performance	4.100	2.600	2.000	1.600	3.200	2.400		
				Exec: 8.900	8.433	8.566	9.600	7.933	8.366		
				ND:							
				Final: 13.000	11.033	10.566	11.200	11.133	10.766	67.698	
				Place: 5T	25T	54T	44*	55T	31T	29	
30	402	Matthew KAPP	Dolphin Gymnastics	4.300	3.400	3.700	2.700	4.400	3.100		
				Exec: 7.033	6.000	9.200	8.700	8.100	6.900		
				ND:							
				Final: 11.333	9.400	12.900	11.400	12.500	10.000	67.533	
				Place: 75*	61T	1	38	6	65T	30	

2019 National Clubs Carnival

Individual AA

Sep 20-29, 2019

Men / B
Session: All







Rank	Num	Name	Gym	Diff:							AA
31	611	Taine LOCKTON	Southern Canberra	3.900	2.400	2.700	2.500	2.400	1.800		
				Exec: 8.333	8.900	8.400	8.950	8.233	9.000		
				ND:							
				Final: 12.233	11.300	11.100	11.450	10.633	10.800		67.516
				Place: 50	21	36T	37	76T	30		31
32	669	Ethan BAILEY	Sydney Gym Centre	3.900	3.100	3.100	2.700	2.700	1.800		
				Exec: 8.933	7.933	7.533	8.100	9.200	8.366		
				ND:							
				Final: 12.833	11.033	10.633	10.800	11.900	10.166		67.365
				Place: 13*	25T	50T	77T	20	59T		32
33	443	Alexander WILLIAMS	High Flyers	4.400	3.900	3.200	2.700	3.200	2.100		
				Exec: 8.066	6.866	6.666	9.100	8.433	8.733		
				ND:							
				Final: 12.466	10.766	9.866	11.800	11.633	10.833		67.364
				Place: 36T	30	79	26T	32	28T		33
34	299	Jackson WRIGHT	Brisbane Grammar	3.800	5.000	2.800	2.200	3.100	2.200		
				Exec: 9.133	6.966	8.300	7.950	8.666	7.200		
				ND:							
				Final: 12.933	11.966	11.100	10.150	11.766	9.400		67.315
				Place: 11T	9	36T	94T	24T	79T		34
35	417	Joshua SHARKEY	Gold Coast Gym	3.500	2.500	2.000	2.500	2.500	2.900		
				Exec: 8.633	7.433	8.866	8.550	9.266	8.633		
				ND:							
				Final: 12.133	9.933	10.866	11.050	11.766	11.533		67.281
				Place: 52T	50T	43	59T	24T	7		35
36	588	Christopher GOLD	Shire Gymnastics	4.100	2.900	3.100	2.500	3.100	1.900		
				Exec: 7.933	6.400	8.600	9.100	8.500	9.066		
				ND:							
				Final: 12.033	9.300	11.700	11.600	11.600	10.966		67.199
				Place: 58	64	16T	31*	33	20T		36
37	294	Fynn BOREHAM-SMITH	Brisbane Grammar	4.100	2.500	2.100	2.700	3.100	1.900		
				Exec: 8.500	7.566	8.300	8.950	8.600	8.666		
				ND:							
				Final: 12.600	10.066	10.400	11.650	11.700	10.566		66.982
				Place: 31T	44T	64T	28T	26*	38T		37
38	610	Sean EDWARDS	Southern Canberra	3.000	4.600	2.500	2.200	3.100	2.200		
				Exec: 8.666	8.200	8.200	8.900	8.600	8.666		
				ND:		-2.000					
				Final: 11.666	12.800	8.700	11.100	11.700	10.866		66.832
				Place: 65T	1	95T	51T	26*	27		38
39	384	Hayden TAYLOR	Castle Hill RSL	4.000	3.000	2.700	1.600	2.900	2.300		
				Exec: 8.066	8.600	7.733	8.750	8.800	8.266		
				ND:							
				Final: 12.066	11.600	10.433	10.350	11.700	10.566		66.715
				Place: 54T	16	61*	92	26T	38T		39
40	1809	Jack ROBERTSON	Balance Gymnastics	3.300	2.500	1.800	2.500	3.200	2.100		
				Exec: 9.166	8.766	8.766	9.100	9.433	7.566		
				ND: -1.500							
				Final: 10.966	11.266	10.566	11.600	12.633	9.666		66.697
				Place: 86	22	54T	31*	2T	72		40

2019 National Clubs Carnival

Individual AA

Sep 20-29, 2019

Men / B
Session: All







Rank	Num	Name	Gym	Diff							AA
41	441	Ryan INOUYE	High Flyers	4.600	2.800	4.300	4.600	3.300	3.500		
				Exec: 6.433	6.533	7.666	9.250	7.100	7.866		
				ND: .	-2.000		
				Final: 11.033	7.333	11.966	13.850	10.400	11.366	65.948	
				Place: 85	93	12	2	84	12T	41	
42	640	Eddie THOMPSON	Super Performance	2.800	2.200	2.800	1.700	2.300	2.200		
				Exec: 8.633	7.733	8.800	9.850	7.933	8.533		
				ND:		
				Final: 11.433	9.933	11.600	11.550	10.233	10.733	65.482	
				Place: 73	50T	21	33T	87	33	42	
43	348	Cameron TWIDALE	BTYC Gymnastics	4.000	2.400	2.000	3.500	3.200	1.700		
				Exec: 8.433	6.933	7.633	9.250	7.900	8.466		
				ND:		
				Final: 12.433	9.333	9.633	12.750	11.100	10.166	65.415	
				Place: 38T	63	83	6	57T	59T	43	
44	357	Kai CHALMERS	Canberra City Gym	3.400	2.800	2.200	2.400	3.200	3.000		
				Exec: 8.266	7.233	8.000	9.450	8.166	7.233		
				ND:		
				Final: 11.666	10.033	10.200	11.850	11.366	10.233	65.348	
				Place: 65T	46T	73	25	44	57	44	
45	405	Kobi MALLIE-ROBERTS	Gladstone Gymnastics	4.300	2.600	2.900	1.700	2.900	2.000		
				Exec: 8.700	5.966	7.833	9.500	8.933	8.000		
				ND:		
				Final: 13.000	8.566	10.733	11.200	11.833	10.000	65.332	
				Place: 5T	80	46T	44T	21T	65T	45	
46	585	Chase CROSS	Shire Gymnastics	4.100	2.400	2.100	1.600	2.800	1.800		
				Exec: 8.633	8.400	8.033	9.500	7.933	7.833		
				ND:		
				Final: 12.733	10.800	10.133	11.100	10.733	9.633	65.132	
				Place: 19T	29	74T	51*	70T	73T	46	
47	356	Ryan O'LOUGHLAN	Canberra City Gym	3.300	2.500	2.200	2.500	3.400	2.100		
				Exec: 8.766	6.533	7.633	9.000	8.400	8.566		
				ND:		
				Final: 12.066	9.033	9.833	11.500	11.800	10.666	64.898	
				Place: 54T	67T	80T	36	23	35T	47	
48	297	Kingsley SMITH	Brisbane Grammar	3.300	2.500	1.700	3.500	2.500	2.400		
				Exec: 7.800	8.033	8.633	8.050	8.333	8.066		
				ND:		
				Final: 11.100	10.533	10.333	11.550	10.833	10.466	64.815	
				Place: 83T	35	68T	33T	67T	48	48	
49T	530	William BREWIN	Manly Warringah Gym	4.200	2.400	2.400	2.500	2.800	2.000		
				Exec: 8.466	5.733	8.966	8.500	8.433	8.033		
				ND:		
				Final: 12.666	8.133	11.366	11.000	11.233	10.033	64.431	
				Place: 25T	86	25T	61T	51T	64	49T	
49T	540	Matthew PRICE	Manly Warringah Gym	4.200	3.300	2.400	2.000	3.000	1.800		
				Exec: 7.966	7.766	8.366	9.100	6.033	8.600		
				ND: -0.100		
				Final: 12.066	11.066	10.766	11.100	9.033	10.400	64.431	
				Place: 54T	24	45	51T	96	49T	49T	

2019 National Clubs Carnival

Individual AA

Men / B
Session: All

Sep 20-29, 2019







Rank	Num	Name	Gym	Diff							AA
51	473	Rhys COUGAN	Lawnton Academy Gym	3.500	2.400	2.300	2.500	2.400	2.200		
				Exec: 8.566	7.366	7.833	8.200	8.833	8.300		
				ND:							
				Final: 12.066	9.766	10.133	10.700	11.233	10.500	64.398	
				Place: 54T	53	74T	81T	51T	45T	51	
52	582	Lucas ROBERSON	Shire Gymnastics	4.200	3.600	2.300	1.600	2.800	2.100		
				Exec: 7.466	7.233	7.300	9.200	8.300	8.066		
				ND:							
				Final: 11.666	10.833	9.600	10.800	11.100	10.166	64.165	
				Place: 65T	27T	84	77T	57T	59T	52	
53	686	Ritam MALIK	Sydney Hills	2.500	2.500	2.000	1.600	2.400	1.700		
				Exec: 8.666	6.366	9.266	9.050	9.100	9.000		
				ND:							
				Final: 11.166	8.866	11.266	10.650	11.500	10.700	64.148	
				Place: 81	72	28	83*	37T	34	53	
54	643	Cy DACEY	Super Performance	3.900	2.500	2.500	2.400	2.400	1.700		
				Exec: 8.933	7.333	8.500	8.300	8.666	8.866		
				ND:		-2.000					
				Final: 12.833	9.833	9.000	10.700	11.066	10.566	63.998	
				Place: 13*	52	94	81T	60T	38T	54	
55	583	Sam COOK	Shire Gymnastics	4.500	2.400	3.200	1.600	2.900	2.800		
				Exec: 7.300	5.866	6.333	9.500	9.333	8.233		
				ND:							
				Final: 11.800	8.266	9.533	11.100	12.233	11.033	63.965	
				Place: 61	84	85T	51*	10T	19	55	
56	347	Scott HANSEN	BTYC Gymnastics	3.300	2.300	2.000	2.200	2.300	1.800		
				Exec: 8.700	7.366	8.133	8.650	8.766	8.400		
				ND:							
				Final: 12.000	9.666	10.133	10.850	11.066	10.200	63.915	
				Place: 59	54T	74T	72T	60T	58	56	
57	608	Toby WINDSOR	Southern Canberra	3.900	2.600	2.400	3.500	3.100	2.600		
				Exec: 6.433	4.100	8.433	8.500	8.733	8.866		
				ND:							
				Final: 10.333	6.700	10.833	12.000	11.833	11.466	63.165	
				Place: 90	95	44	21*	21T	9T	57	
58	586	Rhys NESBITT	Shire Gymnastics	3.300	2.600	2.100	1.600	2.900	2.300		
				Exec: 8.000	5.866	8.500	9.150	8.666	8.100		
				ND:							
				Final: 11.300	8.466	10.600	10.750	11.566	10.400	63.082	
				Place: 79	81T	52T	79T	34	49T	58	
59	713	Kaimana BARRY	The Southport School	3.700	2.300	3.800	3.100	2.500	2.700		
				Exec: 8.600	5.066	7.566	9.000	8.766	7.833		
				ND:		-2.000					
				Final: 12.300	7.366	9.366	12.100	11.266	10.533	62.931	
				Place: 45*	92	88T	20	50	41T	59	
60	516	Heath CITRINE	Victorian HPC	4.300	2.000	2.700	1.600	2.900	2.200		
				Exec: 8.000	6.933	7.533	9.050	7.600	7.966		
				ND:							
				Final: 12.300	8.933	10.233	10.650	10.500	10.166	62.782	
				Place: 45T	70	71T	83*	81T	59T	60	

2019 National Clubs Carnival

Individual AA

Sep 20-29, 2019

Men / B
Session: All







Rank	Num	Name	Gym	Diff							AA
61	606	Liam BRENNAN	Southern Canberra	2.700	2.400	1.900	1.600	3.000	2.200		
				Exec: 8.633	8.000	7.566	8.700	8.333	7.733		
				ND:							
				Final: 11.333	10.400	9.466	10.300	11.333	9.933		62.765
				Place: 75T	37	87	93	45*	67*		61
62	642	Eli PULLEN	Super Performance	4.200	3.000	2.000	3.500	2.600	3.000		
				Exec: 7.566	6.633	6.333	8.950	7.433	7.366		
				ND:							
				Final: 11.766	9.633	8.333	12.450	10.033	10.366		62.581
				Place: 62T	57	98	12*	88	52		62
63	237	Jack WEBSTER	Australian Academy	3.000	3.500	2.400	1.600	3.000	2.500		
				Exec: 8.333	7.200	6.900	9.600	7.733	6.600		
				ND:							
				Final: 11.333	10.700	9.300	11.200	10.733	9.100		62.366
				Place: 75T	31	90	44*	70T	83T		63
64	531	Ptolemy BARLOW-HUNT	Manly Warringah Gym	4.100	1.900	2.000	1.600	2.200	1.800		
				Exec: 8.600	7.133	8.666	8.850	8.133	7.133		
				ND:							
				Final: 12.700	9.033	10.666	10.450	10.333	8.933		62.115
				Place: 21*	67T	48T	90	85	85		64
65	1810	Gus DANELUTTI	Balance Gymnastics	3.900	2.400	1.900	1.600	2.800	1.500		
				Exec: 8.500	7.200	8.766	9.250	7.833	7.900		
				ND:					-1.500		
				Final: 12.400	9.600	10.666	10.850	10.633	7.900		62.049
				Place: 40*	58	48T	72*	76T	88T		65
66	406	Ethan SHARPE	Gladstone Gymnastics	4.100	2.600	2.200	1.600	2.800	1.900		
				Exec: 5.900	8.233	9.000	9.350	8.333	6.300		
				ND:					-0.300		
				Final: 10.000	10.833	11.200	10.950	11.133	7.900		62.016
				Place: 94	27T	32*	64*	55T	88T		66
67	268	Alexander ROSARIO	Brisbane Boys Coll	3.900	3.200	2.500	1.800	3.500	2.800		
				Exec: 6.266	7.066	6.866	8.600	7.733	7.700		
				ND:							
				Final: 10.166	10.266	9.366	10.400	11.233	10.500		61.931
				Place: 93	39T	88T	91	51T	45T		67
68	564	Frank TULLOCH	Mareeba Gymnastics	4.300	1.900	2.200	1.600	2.500	1.900		
				Exec: 8.166	6.800	8.300	9.700	7.800	6.600		
				ND:	-0.100						
				Final: 12.366	8.700	10.500	11.300	10.300	8.500		61.666
				Place: 44	74T	58*	42*	86	87		68
69	609	Isaac LEONARD	Southern Canberra	3.400	2.500	1.900	1.600	2.300	2.600		
				Exec: 7.033	7.700	8.400	9.050	7.400	7.733		
				ND:							
				Final: 10.433	10.200	10.300	10.650	9.700	10.333		61.616
				Place: 89	41T	70	83*	91	53		69
70	735	Hamish OLIVER	Y West Gym Club	4.100	2.300	2.200	2.500	2.100	1.400		
				Exec: 8.533	6.700	9.000	9.300	7.500	7.433		
				ND:					-1.500		
				Final: 12.633	9.000	11.200	11.800	9.600	7.333		61.566
				Place: 28T	69	32*	26T	92	93		70

2019 National Clubs Carnival

Individual AA

Sep 20-29, 2019

Men / B
Session: All







Rank	Num	Name	Gym	Diff							AA
71	271	Jeremy KENNEDY	Brisbane Boys Coll	4.200	2.400	2.100	1.600	2.600	1.900		
				Exec: 8.266	7.566	7.666	9.350	5.433	8.000		
				ND:							
				Final: 12.466	9.966	9.766	10.950	8.033	9.900		61.081
				Place: 36T	48T	82	64*	99	69		71
72	472	Toby ARMSTRONG	Lawnton Academy Gym	4.100	3.600	3.300	3.500	3.200			
				Exec: 8.833	8.233	8.500	8.500	9.000			
				ND:							
				Final: 12.933	11.833	11.800	12.000	12.200			60.766
				Place: 11T	11T	13T	21*	12T	99*		72
73	474	Mathew TEBBLE	Lawnton Academy Gym	3.200	2.400	1.900	1.600	2.400	1.800		
				Exec: 8.533	6.066	7.933	8.350	8.800	7.600		
				ND:							
				Final: 11.733	8.466	9.833	9.950	11.200	9.400		60.582
				Place: 64	81T	80T	96	54	79T		73
74	346	Matthew LEE	BTYC Gymnastics	2.700	2.200	2.000	1.600	2.300	2.000		
				Exec: 8.833	6.400	7.533	9.000	8.666	7.266		
				ND:							
				Final: 11.533	8.600	9.533	10.600	10.966	9.266		60.498
				Place: 70	79	85T	88	62T	82		74
75	257	Nicholas CHAN	Balance Gymnastics	4.000	1.900	1.900	1.600	2.800	1.500		
				Exec: 8.566	5.933	8.333	9.500	8.700	5.666		
				ND:							
				Final: 12.566	7.833	10.233	11.100	11.500	7.166		60.398
				Place: 33T	89	71T	51*	37T	94		75
76	528	Lachlan WALKER	Manly Warringah Gym	3.000	2.300	2.000	1.700	2.700	2.600		
				Exec: 8.133	6.366	7.566	9.150	8.733	8.000		
				ND:		-2.000					
				Final: 11.133	8.666	7.566	10.850	11.433	10.600		60.248
				Place: 82	77T	100	72T	41	37		76
77	584	William BOHRINGER	Shire Gymnastics	3.900	2.500	2.100	1.600	2.700	1.700		
				Exec: 8.400	6.700	8.433	9.500	8.000	6.200		
				ND:					-1.500		
				Final: 12.300	9.200	10.533	11.100	10.700	6.400		60.233
				Place: 45T	65T	56T	51*	73*	96		77
78	512	Dartanyn GILSON	Victorian HPC	4.800	2.300	2.500	2.400	2.800	2.000		
				Exec: 7.633	5.566	8.133	8.550	7.066	8.266		
				ND:				-2.000			
				Final: 12.433	7.866	10.633	10.950	7.866	10.266		60.014
				Place: 38T	88	50T	64T	100	55T		78
79T	269	Ryan GALE	Brisbane Boys Coll	3.600	1.800	2.000	2.500	2.400	2.000		
				Exec: 8.666	4.566	9.033	8.600	8.533	7.466		
				ND:	-1.500						
				Final: 12.266	4.866	11.033	11.100	10.933	9.466		59.664
				Place: 49	99	38T	51T	65	78		79T
79T	267	Zane ARAPOGLOU	Banyule YMCA	3.500	2.200	2.100	2.500	2.100	1.700		
				Exec: 7.866	6.466	7.066	8.700	7.033	8.433		
				ND:							
				Final: 11.366	8.666	9.166	11.200	9.133	10.133		59.664
				Place: 74	77T	92	44*	95	63		79T

2019 National Clubs Carnival

Individual AA

Men / B
Session: All

Sep 20-29, 2019







Rank	Num	Name	Gym	Diff							AA
81	613	Jay HILL	Southern Canberra	3.200	2.400	2.200	1.600	2.400	2.000		
				Exec: 8.666	5.900	8.300	9.300	8.100	5.566		
				ND:		
				Final: 11.866	8.300	10.500	10.900	10.500	7.566	59.632	
				Place: 60	83	58*	68*	81T	91	81	
82	511	Flynn COWAN	Victorian HPC	2.400	2.200	2.200	1.600	2.500	2.200		
				Exec: 8.800	6.300	6.500	9.600	8.833	7.733		
				ND: .	-2.000		
				Final: 11.200	6.500	8.700	11.200	11.333	9.933	58.866	
				Place: 80	96	95T	44*	45T	67*	82	
83	612	Flynn DUNCAN	Southern Canberra	3.000	2.100	1.900	1.600	2.300	1.300		
				Exec: 8.500	6.600	8.566	9.500	8.600	6.833		
				ND:	-2.000		
				Final: 11.500	8.700	10.466	11.100	10.900	6.133	58.799	
				Place: 71T	74T	60	51*	66	98	83	
84	270	Sean COMAN	Brisbane Boys Coll	2.300	2.400	1.900	1.600	2.900	1.300		
				Exec: 7.933	7.100	8.533	9.700	7.700	7.033		
				ND:	-2.000		
				Final: 10.233	9.500	10.433	11.300	10.600	6.333	58.399	
				Place: 91	60	61T	42*	78	97	84	
85	298	Douglas LUMLEY	Brisbane Grammar	2.900	2.200	2.300	1.600	2.200	1.600		
				Exec: 8.033	6.700	6.900	9.400	8.366	7.900		
				ND: -2.500		
				Final: 8.433	8.900	9.200	11.000	10.566	9.500	57.599	
				Place: 96	71	91	61*	79	77	85	
86	716	Couper BASKUS	The Southport School	4.400	2.200	___	3.500	2.700	3.300		
				Exec: 8.300	7.766	___	9.000	8.600	7.800		
				ND:		
				Final: 12.700	9.966	___	12.500	11.300	11.100	57.566	
				Place: 21T	48T	102*	10*	48T	18	86	
87	607	Ryan NAVIN	Southern Canberra	3.300	1.400	1.900	1.600	2.100	1.800		
				Exec: 8.333	4.633	8.433	9.400	7.733	7.300		
				ND: .	-1.500		
				Final: 11.633	4.533	10.333	11.000	9.833	9.100	56.432	
				Place: 68	100	68T	61*	90	83T	87	
88	587	Jake GRIMISON	Shire Gymnastics	3.000	1.500	2.200	1.600	2.500	0.600		
				Exec: 7.866	6.966	7.666	9.350	8.200	9.833		
				ND: .	-1.500	-1.500	.	.	-3.000		
				Final: 10.866	6.966	8.366	10.950	10.700	7.433	55.281	
				Place: 87	94	97	64*	73T	92	88	
89	386	Max LANCASTER	Castle Hill RSL	1.800	1.900	1.800	1.600	1.500	1.800		
				Exec: 8.400	5.800	7.266	8.550	6.633	7.333		
				ND:	-1.500		
				Final: 10.200	7.700	9.066	10.150	8.133	7.633	52.882	
				Place: 92	90	93	94T	98	90	89	
90	515	Joshua HABJAN	Victorian HPC	3.800	3.300	2.200	1.800	2.600	___		
				Exec: 7.700	5.900	8.200	8.950	7.400	___		
				ND:		
				Final: 11.500	9.200	10.400	10.750	10.000	___	51.850	
				Place: 71T	65T	64T	79T	89	99*	90	

2019 National Clubs Carnival

Individual AA

Sep 20-29, 2019

Men / B
Session: All







Rank	Num	Name	Gym	Diff							AA
91	265	Nathan GALE	Banyule YMCA	4.100	1.600	—	3.500	2.500	2.100		
				Exec: 8.300	5.666	—	8.650	8.266	8.166		
				ND: —	-2.000	—	—	—	—		
				Final: 12.400	5.266	—	12.150	10.766	10.266		50.848
				Place: 40T	98	102*	19	69	55T		91
92	345	Jaspar JAMES	BTYC Gymnastics	2.700	2.600	1.600	1.700	2.100	1.300		
				Exec: 8.400	2.900	6.933	9.650	7.633	8.633		
				ND: —	—	-2.000	—	-2.000	-3.000		
				Final: 11.100	5.500	6.533	11.350	7.733	6.933		49.149
				Place: 83T	97	101	39T	101	95		92
93	605	Emil RIVERA JONSSON	Southern Canberra	3.900	—	3.100	1.600	—	2.800		
				Exec: 8.500	—	7.866	9.300	—	8.766		
				ND: —	—	—	—	—	—		
				Final: 12.400	—	10.966	10.900	—	11.566		45.832
				Place: 40*	101*	41T	68*	102*	6		93
94	645	Cailum MCCLELLAND	Super Performance	3.700	—	1.900	1.600	2.400	—		
				Exec: 8.433	—	8.500	9.050	9.000	—		
				ND: —	—	—	—	—	—		
				Final: 12.133	—	10.400	10.650	11.400	—		44.583
				Place: 52T	101*	64T	83*	42T	99*		94
95	475	Patrick CLARKE	Lawnton Academy Gym	—	3.000	2.300	—	2.500	1.900		
				Exec: —	7.033	8.233	—	8.966	8.866		
				ND: —	—	—	—	—	—		
				Final: —	10.033	10.533	—	11.466	10.766		42.798
				Place: 98*	46T	56T	97*	39T	31T		95
96	532	Matthew GODFREY	Manly Warringah Gym	—	3.400	2.900	—	1.900	2.200		
				Exec: —	8.833	8.333	—	7.666	7.366		
				ND: —	—	—	—	—	—		
				Final: —	12.233	11.233	—	9.566	9.566		42.598
				Place: 98*	5*	29T	97*	93T	75		96
97	266	Rhys NGUYEN	Banyule YMCA	—	1.800	2.400	—	2.300	1.700		
				Exec: —	6.366	8.766	—	9.366	7.933		
				ND: —	—	—	—	—	—		
				Final: —	8.166	11.166	—	11.666	9.633		40.631
				Place: 98*	85	34	97*	30T	73T		97
98	527	Jack FALZON	Manly Warringah Gym	—	1.900	1.900	—	2.100	1.900		
				Exec: —	7.500	8.133	—	7.466	7.633		
				ND: —	—	—	—	—	—		
				Final: —	9.400	10.033	—	9.566	9.533		38.532
				Place: 98*	61T	78	97*	93T	76		98
99	301	Lachlan BOND	Brisbane Grammar	—	2.500	2.800	—	2.600	1.800		
				Exec: —	7.033	7.200	—	8.933	7.500		
				ND: —	—	-2.000	—	—	—		
				Final: —	9.533	8.000	—	11.533	9.300		38.366
				Place: 98*	59	99	97*	35*	81		99
100	513	Mario MCKEOWN	Victorian HPC	—	2.900	2.200	—	2.200	1.800		
				Exec: —	5.933	8.400	—	8.633	8.000		
				ND: —	—	—	—	-2.000	—		
				Final: —	8.833	10.600	—	8.833	9.800		38.066
				Place: 98*	73	52T	97*	97	71		100

2019 National Clubs Carnival

Individual AA

Sep 20-29, 2019

Men / B
Session: All

Rank	Num	Name	Gym	Diff:							AA
101	646	Hugh O'HANLON	Super Performance	3.900	—	1.800	1.600	—	—	—	
				Exec: 8.600	—	8.266	9.250	—	—	—	
				ND: —	—	—	—	—	—	—	
				Final: 12.500	—	10.066	10.850	—	—	—	33.416
				Place: 35	101*	77	72*	102*	99*	—	101
102	714	David MAKARYAN	The Southport School	3.300	—	4.700	—	3.100	—	—	
				Exec: 7.966	—	7.733	—	7.400	—	—	
				ND: -1.500	—	—	—	—	—	—	
				Final: 9.766	—	12.433	—	10.500	—	—	32.699
				Place: 95	101*	4	97*	81T	99*	—	102
103	295	Jordan FORSYTH	Brisbane Grammar	—	2.500	1.800	—	—	—	—	
				Exec: —	7.000	8.566	—	—	—	—	
				ND: —	-2.000	—	—	—	—	—	
				Final: —	7.500	10.366	—	—	—	—	17.866
				Place: 98*	91	67	97*	102*	99*	—	103
104	538	Austen ARMSTRONG	Manly Warringah Gym	2.300	—	—	1.600	—	—	—	
				Exec: 6.366	—	—	9.050	—	—	—	
				ND: -2.000	—	—	—	—	—	—	
				Final: 6.666	—	—	10.650	—	—	—	17.316
				Place: 97	101*	102*	83*	102*	99*	—	104
105	712	Jack BURT	The Southport School	—	2.500	—	—	—	1.700	—	
				Exec: —	7.533	—	—	—	7.066	—	
				ND: —	-2.000	—	—	—	—	—	
				Final: —	8.033	—	—	—	8.766	—	16.799
				Place: 98*	87	102*	97*	102*	86	—	105
106	715	Matthew STEVENS	The Southport School	—	—	—	—	3.500	—	—	
				Exec: —	—	—	—	7.900	—	—	
				ND: —	—	—	—	—	—	—	
				Final: —	—	—	—	11.400	—	—	11.400
				Place: 98*	101*	102*	97*	42T	99*	—	106
107*	604	Cameron MARCH	Southern Canberra	—	—	0.000	—	—	—	—	
				Exec: —	—	0.000	—	—	—	—	
				ND: —	—	—	—	—	—	—	
				Final: —	—	0.000	—	—	—	—	0.000
				Place: 98*	101*	102*	97*	102*	99*	—	107*
107*	292	Zachary SIMPSON-WYLDE	Brisbane Grammar	—	—	—	—	—	—	—	
				Exec: —	—	—	—	—	—	—	
				ND: —	—	—	—	—	—	—	
				Final: —	—	—	—	—	—	—	0.000
				Place: 98*	101*	102*	97*	102*	99*	—	107*