







MAG National Clubs Division A, B Day 2

Page: 1
Printed: 10/3/2018 9:53 PM

Team Results

Men / A / All Ages
Session: 13M,14M

Sep 30 - Oct 5, 2018







Rank	Gym	Team	Score						
1	Manly Warringah Gym	MAN	227.400	38.050 2	37.650 1	37.600 1	38.850 4	38.450 2	36.800 2
	537 Miran TAKAHASHI			13.300	13.000		14.300	13.000	11.950
	536 Cameron MALONE			12.700			13.000	13.000	
	539 Samuel CREAM			12.050					
	533 Jordan PAPANDREA				12.900	12.200		12.450	12.600
	534 Rasmus BRETH-PETERS				11.750	11.900	11.550		
	535 Jae NAGEL					13.500			12.250
2T	Super Performance	SPC	223.850	37.750 3	34.650 3	36.900 2	39.750 2	37.400 6	37.400 1
	636 Heath THORPE			13.000		12.650	14.250		13.150
	633 Calvin CURRIE			12.400	11.000			12.500	11.800
	634 David TANNER			12.350	11.550	11.900	12.700	11.950	12.450
	635 Hudson IRWIN				12.100	12.350	12.800	12.950	
2T	Brisbane Grammar	T1	223.850	39.150 1	35.500 2	35.550 4	39.600 3	38.850 1	35.200 4
	297 Scott COSTIN			14.200	12.250		13.550	13.550	13.100
	290 Adam PARKER			12.500		12.400			11.100
	295 Lachlan ROWAN			12.450	12.150			12.450	
	303 Simon CONSTABLE				11.100	11.650	13.050		
	309 Lucas BRANKOVICH					11.500		12.850	
	300 James HARDY						13.000		11.000
4	Southern Canberra	SCG	216.000	37.650 4	33.550 5	32.800 5	39.950 1	37.600 5	34.450 5
	603 James BACUETI			12.750	10.650		14.050		
	608 Blair STEWART			12.600	11.300			12.800	11.800
	713 Reilly FLANAGAN			12.300		11.100		12.700	11.250
	606 Jeremy BLICK				11.600	10.000			
	605 Alexander MCDONALD					11.700	13.500	12.100	
	607 David KIDD						12.400		11.400
5	VIC HPC	T3	215.950	36.600 5	31.650 6	35.750 3	37.400 5T	37.800 3	36.750 3
	517 Marcus CASAMENTO			13.300	9.900	12.250	13.100	12.450	12.250
	518 Joshua WALKER			12.250	10.050	11.650	12.900		12.200
	519 Dylan CHAPMAN			11.050		11.850		12.600	
	516 Kipp SMITH				11.700			12.750	12.300
	520 Kieran CONNOLLY						11.400		
6T	Brisbane Grammar	T2	204.850	36.150 6	29.900 8	32.550 6	36.350 7	37.700 4	32.200 8T
	301 Jandre VAN NIEKERK			12.350	10.400	10.600	12.250	12.450	11.100
	305 Jacky HA			12.050			12.400		10.550

MAG National Clubs Division A, B Day 2

Team Results

Men / A / All Ages
Session: 13M,14M

Sep 30 - Oct 5, 2018

Rank	Gym	Team	Score						
292	Jay PERY		11.750	11.750	11.450			12.450	
307	Jordan VANDERWAL				8.050	11.750	11.700	12.800	
304	Jeremy MILNE					10.200			10.550
6T	VIC HPC	T1	204.850	33.600	34.100	31.900	37.400	35.300	32.550
				7	4	7	5T	8	7
509	Philip STEWART		11.750	11.750	11.700		12.150	12.500	11.350
514	Lorcan REED		11.200	11.200	10.900	11.050		11.750	10.850
513	Scott YOUNG		10.650	10.650		10.450	11.900	11.050	10.350
511	William SHUREY				11.500	10.400	13.350		
8	Brisbane Grammar	T3	194.600	33.550	28.200	30.700	34.750	35.200	32.200
				8	10	9	8	9	8T
299	Callum HEALY		11.750	11.750	7.800	9.850		11.250	10.950
291	Alistair WESTACOTT		11.450	11.450		10.400	11.750	11.650	10.250
294	Curtis LINDEMAN		10.350	10.350	11.250	10.450	12.000	12.300	
296	Sean RIEK				9.150		11.000		11.000
9	Canberra City Gym	CCG	194.150	33.400	30.650	30.850	34.250	35.350	29.650
				9	7	8	9	7	10
380	Jonathan FULOP		11.300	11.300				11.800	10.850
377	Conall MINCHIN		11.150	11.150	10.100	10.100	11.100		9.300
379	Kai CHALMERS		10.950	10.950	10.200	9.900	11.300	11.350	9.500
378	Jonathan ADAMS				10.350	10.850	11.850	12.200	
10	Albany Creek Gym	ACG	177.950	21.650	28.500	30.200	31.200	33.500	32.900
				10	9	10	10	10	6
202	Carter BLAIR		11.150	11.150	7.900	10.100	10.400	10.650	10.650
201	Nathan LEVEY		10.500	10.500	9.700	10.200	10.800	11.750	11.200
203	Oska MIDDLETON				10.900	9.900	10.000	11.100	11.050