







MAG National Clubs 2018 Div A,B,M Day 1

Meet Results

Sep 30 - Oct 5, 2018

Men / A
Session: 05M,06M
Judge's Signatures







Rank	Num	Name	Gym	Diff							AA
1	537	Miran TAKAHASHI	Manly Warringah Gym	5.100	3.500	3.400	4.400	3.700	4.600		
				Exec: 8.850	7.150	8.400	9.450	9.250	8.000		
				ND:							
				Final: 13.950	10.650	11.800	13.850	12.950	12.600	75.800	
				Place: 1T	20T	17T	4	3	5	1	
2	635	Hudson IRWIN	Super Performance	4.500	3.900	4.200	4.000	4.200	4.300		
				Exec: 7.600	6.450	8.550	8.550	8.850	8.550		
				ND:							
				Final: 12.100	10.350	12.750	12.550	13.050	12.850	73.650	
				Place: 20T	28	3	21*	2	2	2	
3	517	Marcus CASAMENTO	VIC HPC	4.700	2.400	3.900	4.000	3.800	3.500		
				Exec: 8.750	8.550	8.300	9.050	8.300	8.700		
				ND:	-0.300		-0.100				
				Final: 13.450	10.650	12.200	12.950	12.100	12.200	73.550	
				Place: 5	20T	10	14T	16	6*	3	
4	634	David TANNER	Super Performance	4.400	3.700	4.000	4.000	4.200	3.500		
				Exec: 8.550	8.200	6.800	8.550	8.150	8.700		
				ND:							
				Final: 12.950	11.900	10.800	12.550	12.350	12.200	72.750	
				Place: 8	7	26T	21*	10T	6*	4	
5	518	Joshua WALKER	VIC HPC	4.200	3.600	3.600	4.000	3.600	3.600		
				Exec: 8.050	8.750	7.450	9.250	8.850	7.300		
				ND:			-0.100				
				Final: 12.250	12.350	11.050	13.150	12.450	10.900	72.150	
				Place: 16T	3	23	10	9	27T	5	
6	427	Ruben CHITTERS	Dolphin Gymnastics	4.600	3.300	3.900	4.000	3.600	4.200		
				Exec: 6.350	8.300	8.750	9.600	8.300	7.350		
				ND:	-0.300						
				Final: 10.650	11.600	12.650	13.600	11.900	11.550	71.950	
				Place: 49	9	4*	6	22T	15T	6	
7	535	Jae NAGEL	Manly Warringah Gym	3.800	3.600	5.500	4.000	3.200	3.500		
				Exec: 7.550	6.950	7.650	8.750	8.450	8.700		
				ND:			-0.100				
				Final: 11.350	10.550	13.150	12.650	11.650	12.200	71.550	
				Place: 36	23T	2	18	36T	6*	7	
8	507	Scott BROOKS	VIC HPC	4.500	3.700	4.100	4.800	4.600	4.300		
				Exec: 6.900	7.300	8.300	7.900	7.350	7.600		
				ND:	-0.400						
				Final: 11.000	11.000	12.400	12.700	11.950	11.900	70.950	
				Place: 42T	14	6	16T	21	11	8	
9	509	Philip STEWART	VIC HPC	4.700	4.000	4.400	3.200	3.700	4.000		
				Exec: 6.550	7.150	7.650	9.100	9.150	7.200		
				ND:	-0.300		-0.100				
				Final: 10.950	11.150	12.050	12.200	12.850	11.200	70.400	
				Place: 46	11T	11T	35T	4	21T	9	
10	534	Rasmus BRETH-PETERSEN	Manly Warringah Gym	4.100	3.000	3.900	3.200	3.200	3.500		
				Exec: 8.250	7.525	8.400	9.200	8.650	7.550		
				ND:	-0.100						
				Final: 12.250	10.525	12.300	12.400	11.850	11.050	70.375	
				Place: 16T	25	8	26*	25T	26	10	

MAG National Clubs 2018 Div A,B,M Day 1

Meet Results

Sep 30 - Oct 5, 2018

Men / A
Session: 05M,06M







Rank	Num	Name	Gym	Diff:							AA
11	300	James HARDY	Brisbane Grammar	5.000	4.600	4.400	4.000	4.100	3.800		
				Exec: 7.750	6.100	7.600	9.000	7.150	6.900		
				ND: -0.100							
				Final: 12.650	10.700	12.000	13.000	11.250	10.700	70.300	
				Place: 10	19	13T	13	48	35T	11	
12	290	Adam PARKER	Brisbane Grammar	3.900	3.200	3.500	3.200	3.000	2.900		
				Exec: 9.000	6.400	8.850	8.250	8.850	8.350		
				ND: -0.100							
				Final: 12.800	9.600	12.350	11.450	11.850	11.250	69.300	
				Place: 9	37	7	43	25T	20	12	
13	468	Matthew ROBERTS	High Flyers	3.900	3.300	3.100	3.200	3.400	3.100		
				Exec: 8.150	7.250	7.800	9.100	9.200	7.800		
				ND: -0.100							
				Final: 11.950	10.550	10.900	12.300	12.600	10.900	69.200	
				Place: 25T	23T	24T	31	6	27T	13	
14	301	Jandre VAN NIEKERK	Brisbane Grammar	4.500	2.700	2.900	3.200	3.100	3.000		
				Exec: 7.900	8.400	7.850	9.050	8.600	8.150		
				ND: -0.100		-0.300					
				Final: 12.300	11.100	10.450	12.250	11.700	11.150	68.950	
				Place: 15	13	35	32*	32T	25	14	
15	522	Conor MCGILLIVRAY	VIC HPC	4.300	2.400	2.700	3.200	3.100	2.100		
				Exec: 9.050	7.650	8.800	9.000	8.200	8.700		
				ND: -0.300							
				Final: 13.350	10.050	11.200	12.200	11.300	10.800	68.900	
				Place: 7	30	21	35T	46T	30T	15	
16	294	Curtis LINDEMAN	Brisbane Grammar	3.300	2.600	2.500	3.200	2.600	2.300		
				Exec: 8.350	9.050	8.500	9.200	9.400	8.500		
				ND: -0.400		-0.300					
				Final: 11.250	11.650	10.700	12.400	12.000	10.800	68.800	
				Place: 37T	8	28T	26*	19T	30T	16	
17	303	Simon CONSTABLE	Brisbane Grammar	4.000	2.700	3.200	4.000	2.500	2.900		
				Exec: 6.600	6.650	9.050	9.300	9.400	8.700		
				ND: -0.300							
				Final: 10.300	9.350	12.250	13.300	11.900	11.600	68.700	
				Place: 56	40	9	9	22T	13T	17	
18T	633	Calvin CURRIE	Super Performance	3.700	4.300	3.400	3.200	3.600	2.300		
				Exec: 8.000	5.950	7.850	8.850	8.900	8.600		
				ND: -0.100							
				Final: 11.700	10.250	11.250	12.050	12.500	10.900	68.650	
				Place: 27T	29	20	37	8	27T	18T	
18T	295	Lachlan ROWAN	Brisbane Grammar	3.500	2.900	2.100	3.200	3.000	2.600		
				Exec: 8.800	7.700	8.250	9.400	8.550	8.750		
				ND: -0.100							
				Final: 12.200	10.600	10.350	12.600	11.550	11.350	68.650	
				Place: 19	22	38	19*	40T	19	18T	
20	606	Jeremy BLICK	Southern Canberra	3.800	4.000	2.800	3.200	2.900	2.500		
				Exec: 8.450	6.850	7.300	9.300	8.900	7.850		
				ND: -0.100							
				Final: 12.250	10.850	10.100	12.500	11.800	10.350	67.850	
				Place: 16T	17	43	23*	29T	39T	20	

MAG National Clubs 2018 Div A,B,M Day 1

Meet Results

Sep 30 - Oct 5, 2018

Men / A
Session: 05M,06M







Rank	Num	Name	Gym	Diff:							AA
21	519	Dylan CHAPMAN	VIC HPC	3.700	2.400	4.000	2.400	3.200	3.100		
				Exec: 7.500	7.500	8.050	9.550	8.350	8.100		
				ND: -0.600							
				Final: 10.600	9.900	12.050	11.950	11.550	11.200		67.250
				Place: 50	31	11T	38T	40T	21T		21
22	713	Reilly FLANAGAN	Southern Canberra	3.700	3.800	3.100	2.400	3.600	2.600		
				Exec: 8.650	5.250	8.000	8.300	8.950	9.150		
				ND: .		-0.300					
				Final: 12.350	9.050	10.800	10.700	12.550	11.750		67.200
				Place: 13T	43	26T	54	7	12		22
23	609	Mackenzie MURRAY	Southern Canberra	3.800	2.300	3.000	3.200	2.400	2.200		
				Exec: 8.550	6.850	7.600	9.300	8.400	9.400		
				ND: .							
				Final: 12.350	9.150	10.600	12.500	10.800	11.600		67.000
				Place: 13T	42	31T	23*	52T	13T		23
24	513	Scott YOUNG	VIC HPC	4.100	2.500	2.600	3.200	2.900	3.000		
				Exec: 7.950	7.300	7.250	9.150	8.950	8.400		
				ND: -0.100		-0.300	0.000				
				Final: 11.950	9.800	9.550	12.350	11.850	11.400		66.900
				Place: 25T	33T	49	28*	25T	18		24
25	236	Patrick RUDD	Allstar Gym Academy	3.500	2.900	2.800	4.000	2.600	2.600		
				Exec: 7.600	7.500	7.600	8.950	9.000	7.550		
				ND: .							
				Final: 11.100	10.400	10.400	12.950	11.600	10.150		66.600
				Place: 40T	27	36T	14T	38T	44T		25
26	297	Scott COSTIN	Brisbane Grammar	5.300	3.900	. . .	4.000	4.400	3.800		
				Exec: 8.650	8.700	. . .	9.400	9.000	8.950		
				ND: .							
				Final: 13.950	12.600	. . .	13.400	13.400	12.750		66.100
				Place: 1T	2	59*	7T	1	4		26
27	693	Cooper WILSON	Sydney Hills	4.700	3.600	2.200	4.000	3.300	2.100		
				Exec: 5.800	6.200	8.400	9.050	8.500	8.500		
				ND: .		-0.300					
				Final: 10.500	9.800	10.300	13.050	11.800	10.600		66.050
				Place: 52	33T	39*	11*	29T	37		27
28	291	Alistair WESTACOTT	Brisbane Grammar	3.400	3.200	2.400	3.200	2.300	2.300		
				Exec: 8.300	5.750	8.600	9.050	9.300	8.400		
				ND: .		-0.300					
				Final: 11.700	8.950	10.700	12.250	11.600	10.700		65.900
				Place: 27T	44*	28T	32*	38T	35T		28
29	469	Jeremy CHOONG	High Flyers	4.400	3.800	3.900	4.000	3.600	3.600		
				Exec: 6.800	6.650	7.900	9.050	6.800	5.200		
				ND: .							
				Final: 11.200	10.450	11.800	13.050	10.400	8.800		65.700
				Place: 39	26	17T	11*	58	57		29
30	692	Timothy HAWKEN	Sydney Hills	3.800	2.600	3.100	2.200	2.700	2.400		
				Exec: 8.300	7.150	7.800	8.750	9.550	7.100		
				ND: .		-0.300					
				Final: 12.100	9.750	10.600	10.950	12.250	9.500		65.150
				Place: 20T	35	31T	50T	12T	50T		30

MAG National Clubs 2018 Div A,B,M Day 1

Meet Results

Men / A
Session: 05M,06M

Sep 30 - Oct 5, 2018







Rank	Num	Name	Gym	Diff							AA
31	378	Jonathan ADAMS	Canberra City Gym	Diff: 3.500	2.400	2.300	3.200	3.000	1.900		
				Exec: 7.300	6.200	8.700	9.150	9.250	8.250		
				ND: .	.	-0.600	.	.	.		
				Final: 10.800	8.600	10.400	12.350	12.250	10.150	64.550	
				Place: 47	49T	36T	28*	12T	44T		31
32	203	Oska MIDDLETON	Albany Creek Gym	Diff: 2.700	2.800	2.200	1.600	2.900	2.500		
				Exec: 8.400	8.100	8.400	8.950	8.000	8.250		
				ND: .	.	-0.300	.	.	.		
				Final: 11.100	10.900	10.300	10.550	10.900	10.750	64.500	
				Place: 40T	15T	39*	55	50T	32*		32
33	514	Lorcan REED	VIC HPC	Diff: 3.900	3.200	1.800	2.400	2.200	2.400		
				Exec: 8.500	7.700	8.200	9.300	8.550	6.950		
				ND: -0.300	.	-0.300	-0.100	.	.		
				Final: 12.100	10.900	9.700	11.600	10.750	9.350	64.400	
				Place: 20T	15T	45	41	54T	53		33
34	299	Callum HEALY	Brisbane Grammar	Diff: 2.900	3.300	2.200	1.600	3.000	2.100		
				Exec: 8.700	5.450	8.400	9.450	8.750	7.650		
				ND: .	.	-0.300	.	.	.		
				Final: 11.600	8.750	10.300	11.050	11.750	9.750	63.200	
				Place: 30T	47	39*	48T	31	47		34
35	201	Nathan LEVEY	Albany Creek Gym	Diff: 3.700	2.300	2.200	2.200	2.800	2.900		
				Exec: 7.550	7.000	7.150	8.550	9.350	7.500		
				ND: .	.	-0.300	.	.	.		
				Final: 11.250	9.300	9.050	10.750	12.150	10.400	62.900	
				Place: 37T	41	53	53	15	38		35
36	379	Kai CHALMERS	Canberra City Gym	Diff: 3.100	2.300	2.200	2.200	2.500	2.300		
				Exec: 7.900	8.450	6.750	8.100	8.950	7.400		
				ND: .	.	-0.300	.	.	.		
				Final: 11.000	10.750	8.650	10.300	11.450	9.700	61.850	
				Place: 42T	18	54	56	44	48		36
37	304	Jeremy MILNE	Brisbane Grammar	Diff: 3.500	2.200	2.800	2.200	2.500	2.600		
				Exec: 8.000	4.200	8.100	9.100	9.200	7.600		
				ND: -0.100	.	.	-0.100	.	.		
				Final: 11.400	6.400	10.900	11.200	11.700	10.200	61.800	
				Place: 33T	55	24T	46T	32T	43		37
38	607	David KIDD	Southern Canberra	Diff: 4.100	3.200	3.300	4.000	2.500	2.200		
				Exec: 6.250	5.750	6.100	8.600	8.300	7.300		
				ND: .	.	-0.300	-0.100	.	.		
				Final: 10.350	8.950	9.100	12.500	10.800	9.500	61.200	
				Place: 53T	44*	50T	23T	52T	50T		38
39	305	Jacky HA	Brisbane Grammar	Diff: 4.100	2.300	2.300	3.200	2.500	1.700		
				Exec: 7.500	7.250	7.700	9.250	9.050	8.600		
				ND: .	.	-4.300	-0.100	.	.		
				Final: 11.600	9.550	5.700	12.350	11.550	10.300	61.050	
				Place: 30T	38T	57	28T	40T	42		39
40	235	Joshua RIDLEY	Allstar Gym Academy	Diff: 3.200	2.700	3.400	3.200	2.400	2.800		
				Exec: 8.900	3.650	6.500	8.200	8.350	7.550		
				ND: .	.	-0.300	.	.	.		
				Final: 12.100	6.350	9.600	11.400	10.750	10.350	60.550	
				Place: 20T	56	47T	44	54T	39T		40

MAG National Clubs 2018 Div A,B,M Day 1

Meet Results

Men / A
Session: 05M,06M

Sep 30 - Oct 5, 2018







Rank	Num	Name	Gym	Diff							AA
41	438	Taylor MOSS	Gold Coast Gym	3.800	2.200	3.600	3.200	3.100	2.000		
				Exec: 8.200	6.450	7.100	9.050	8.750	6.900		
				ND:	-4.000		
				Final: 12.000	8.650	10.700	12.250	11.850	4.900	60.350	
				Place: 24	48	28T	32*	25T	58	41	
42	377	Conall MINCHIN	Canberra City Gym	3.600	2.800	2.100	2.400	2.800	1.900		
				Exec: 7.500	4.800	8.700	8.800	7.650	7.200		
				ND: -0.100	.	-0.300	.	.	.		
				Final: 11.000	7.600	10.500	11.200	10.450	9.100	59.850	
				Place: 42T	53	34	46T	57	55	42	
43	202	Carter BLAIR	Albany Creek Gym	3.600	2.200	3.000	2.200	2.600	2.300		
				Exec: 7.800	6.400	7.350	9.050	7.600	8.050		
				ND: .	.	-0.300	.	-4.000	.		
				Final: 11.400	8.600	10.050	11.250	6.200	10.350	57.850	
				Place: 33T	49T	44	45	60	39T	43	
44	603	James BACUETI	Southern Canberra	5.200	3.700	..	5.600	4.700	3.800		
				Exec: 5.500	5.850	..	8.850	6.950	7.400		
				ND:		
				Final: 10.700	9.550	..	14.450	11.650	11.200	57.550	
				Place: 48	38T	59*	1	36T	21T	44	
45	309	Lucas BRANKOVICH	Brisbane Grammar	3.400	3.000	3.100	..	3.600	3.200		
				Exec: 7.900	6.850	8.750	..	8.400	7.550		
				ND: -0.300		
				Final: 11.000	9.850	11.850	..	12.000	10.750	55.450	
				Place: 42T	32	16	58*	19T	32T	45	
46	380	Jonathan FULOP	Canberra City Gym	3.400	3.000	2.300	2.400	3.200	2.300		
				Exec: 6.350	4.750	8.000	8.650	7.700	7.100		
				ND: .	.	-4.000	.	.	.		
				Final: 9.750	7.750	6.300	11.050	10.900	9.400	55.150	
				Place: 57	52	56	48T	50T	52	46	
47	637	Cy DACEY	Super Performance	3.300	2.800	2.400	2.400	2.200	1.800		
				Exec: 7.050	6.050	6.500	7.850	9.150	7.350		
				ND: .	.	-4.300	.	.	.		
				Final: 10.350	8.850	4.600	10.250	11.350	9.150	54.550	
				Place: 53T	46	58	57	45	54	47	
48	675	Gabriel SWAN-MCLEAN	Super Performance	5.300	..	4.500	5.200	..	4.600		
				Exec: 7.150	..	8.800	9.200	..	8.800		
				ND:		
				Final: 12.450	..	13.300	14.400	..	13.400	53.550	
				Place: 11	59*	1	2	61*	1	48	
49	636	Heath THORPE	Super Performance	5.200	..	3.900	4.800	..	4.500		
				Exec: 8.500	..	8.750	9.450	..	8.300		
				ND:		
				Final: 13.700	..	12.650	14.250	..	12.800	53.400	
				Place: 4	59*	4*	3	61*	3	49	
50	525	Adam BAINBRIDGE	VIC HPC	..	2.100	2.600	3.200	3.000	1.900		
				Exec: ..	5.950	8.800	9.400	9.200	7.050		
				ND: .	.	-0.300	.	.	.		
				Final: ..	8.050	11.100	12.600	12.200	8.950	52.900	
				Place: 62*	51	22	19*	14	56	50	

MAG National Clubs 2018 Div A,B,M Day 1

Meet Results

Men / A
Session: 05M,06M

Sep 30 - Oct 5, 2018







Rank	Num	Name	Gym	Diff							AA
51	296	Sean RIEK	Brisbane Grammar	Diff:	2.500	1.800	1.600	2.400	2.500		
				Exec:	7.200	8.150	9.300	7.000	8.250		
				ND:		-0.300					
				Final:	9.700	9.650	10.900	9.400	10.750		50.400
				Place: 62*	36	46	52	59	32*		51
52	605	Alexander MCDONALD	Southern Canberra	Diff: 5.000	2.700	4.800	3.200	4.100		
				Exec: 6.150	5.000	8.900	7.350	7.350		
				ND: -0.600	-4.000					
				Final: 10.550	3.700	13.700	10.550	11.450		49.950
				Place: 51	57	59*	5	56	17		52
53	533	Jordan PAPANDREA	Manly Warringah Gym	Diff:	4.600	3.400	3.200	3.400		
				Exec:	7.500	8.500	9.150	8.150		
				ND:							
				Final:	12.100	11.900	12.350	11.550		47.900
				Place: 62*	5	15	58*	10T	15T		53
54	516	Kipp SMITH	VIC HPC	Diff:	4.100	4.100	3.300	3.800		
				Exec:	7.050	7.300	8.400	8.350		
				ND:							
				Final:	11.150	11.400	11.700	12.150		46.400
				Place: 62*	11T	19	58*	32T	9*		54
55	604	Alexander BARRAS	Southern Canberra	Diff: 4.900	2.600	3.200	3.300		
				Exec: 6.800	5.750	8.700	9.350		
				ND: -0.300						
				Final: 11.400	8.350	11.900	12.650		44.300
				Place: 33T	59*	55	40	5	59*		55
56	307	Jordan VANDERWAL	Brisbane Grammar	Diff: 3.000	1.700	3.600	3.200	3.100		
				Exec: 8.500	4.300	8.400	8.750	8.950		
				ND: -4.000	-6.000					
				Final: 7.500	0.000	12.000	11.950	12.050		43.500
				Place: 61	59T	13T	38T	17T	59*		56
57	539	Samuel CREAN	Manly Warringah Gym	Diff: 4.100	2.800	3.000	2.200		
				Exec: 8.300	6.800	8.050	7.400		
				ND:							
				Final: 12.400	9.600	11.050	9.600		42.650
				Place: 12	59*	47T	58*	49	49		57
58	511	William SHUREY	VIC HPC	Diff: 4.800	5.200	3.900	4.000		
				Exec: 3.500	6.800	5.200	8.800		
				ND:			-0.100		
				Final: 8.300	12.000	9.100	12.700		42.100
				Place: 59	6	50T	16T	61*	59*		58
59	632	Kiarn BARRY	Super Performance	Diff: 3.100	3.000	2.400	2.500		
				Exec: 9.250	7.900	9.300	8.700		
				ND: -4.100	-0.300		
				Final: 8.250	10.600	11.700	11.200		41.750
				Place: 60	59*	31T	58*	32T	21T		59
60	274	Ethan DE BEER	Brisbane Boys Coll	Diff: 4.000	2.200	2.000	3.200	2.600		
				Exec: 4.650	3.000	7.400	8.100	7.250		
				ND:	-4.000	-0.300		
				Final: 8.650	1.200	9.100	11.300	9.850		40.100
				Place: 58	58	50T	58*	46T	46		60

MAG National Clubs 2018 Div A,B,M Day 1

Meet Results

Men / A
Session: 05M,06M

Sep 30 - Oct 5, 2018







Rank	Num	Name	Gym	Diff							AA
61	510	Corey MORTON	VIC HPC	5.400	—	—	5.200	—	3.800		
				Exec: 8.400	—	—	8.200	—	8.350		
				ND: —	—	—	—	—	—		
				Final: 13.800	—	—	13.400	—	12.150		39.350
				Place: 3	59*	59*	7T	61*	9*		61
62	520	Kieran CONNOLLY	VIC HPC	3.900	2.300	3.100	2.800	—	—		
				Exec: 6.450	4.750	7.050	8.800	—	—		
				ND: —	—	—	-0.100	—	—		
				Final: 10.350	7.050	10.150	11.500	—	—		39.050
				Place: 53T	54	42	42	61*	59*		62
63	536	Cameron MALONE	Manly Warringah Gym	4.700	3.900	—	—	3.500	—		
				Exec: 8.700	8.250	—	—	8.400	—		
				ND: —	—	—	—	—	—		
				Final: 13.400	12.150	—	—	11.900	—		37.450
				Place: 6	4	59*	58*	22T	59*		63
64	292	Jay PERY	Brisbane Grammar	4.300	4.000	—	—	3.300	—		
				Exec: 7.000	8.750	—	—	8.750	—		
				ND: 0.400	—	—	—	—	—		
				Final: 11.700	12.750	—	—	12.050	—		36.500
				Place: 27T	1	59*	58*	17T	59*		64
65	524	Julian PREIATO	VIC HPC	—	3.400	—	—	3.500	—		
				Exec: —	7.800	—	—	8.000	—		
				ND: —	—	—	—	—	—		
				Final: —	11.200	—	—	11.500	—		22.700
				Place: 62*	10	59*	58*	43	59*		65
66	506	Kent PIETERSE	VIC HPC	4.200	—	—	—	—	—		
				Exec: 7.350	—	—	—	—	—		
				ND: —	—	—	—	—	—		
				Final: 11.550	—	—	—	—	—		11.550
				Place: 32	59*	59*	58*	61*	59*		66
67	608	Blair STEWART	Southern Canberra	—	—	—	3.200	—	—		
				Exec: —	—	—	7.750	—	—		
				ND: —	—	—	—	—	—		
				Final: —	—	—	10.950	—	—		10.950
				Place: 62*	59*	59*	50T	61*	59*		67
68*	521	Christian MAGALDI	VIC HPC	—	—	—	—	—	—		
				Exec: —	—	—	—	—	—		
				ND: —	—	—	—	—	—		
				Final: —	—	—	—	—	—		0.000
				Place: 62*	59*	59*	58*	61*	59*		68*
68*	538	Austin FOLLETT	Manly Warringah Gym	—	—	—	—	—	—		
				Exec: —	—	—	—	—	—		
				ND: —	—	—	—	—	—		
				Final: —	—	—	—	—	—		0.000
				Place: 62*	59*	59*	58*	61*	59*		68*
68*	298	Wade HOGAN	Brisbane Grammar	—	—	—	—	—	—		
				Exec: —	—	—	—	—	—		
				ND: —	—	—	—	—	—		
				Final: —	—	—	—	—	—		0.000
				Place: 62*	59*	59*	58*	61*	59*		68*

MAG National Clubs 2018 Div A,B,M Day 1

Meet Results

Sep 30 - Oct 5, 2018

Men / A
Session: 05M,06M

Rank	Num	Name	Gym							AA
68*	289	Jack GLENDENING	Brisbane Grammar	Diff: —. —.	—.	—.	—.	—.	—.	
				Exec: —. —.	—.	—.	—.	—.	—.	
				ND: —. —.	—.	—.	—.	—.	—.	
				Final: —. —.	—.	—.	—.	—.	—.	0.000
				Place: 62*	59*	59*	58*	61*	59*	68*
68*	293	Darius HADI	Brisbane Grammar	Diff: 0.000	—.	—.	—.	—.	—.	
				Exec: 0.000	—.	—.	—.	—.	—.	
				ND: —. —.	—.	—.	—.	—.	—.	
				Final: 0.000	—.	—.	—.	—.	—.	0.000
				Place: 62*	59*	59*	58*	61*	59*	68*